

OSWEGO COUNTY
BOARD OF COOPERATIVE EDUCATIONAL
SERVICES

BASIC FINANCIAL STATEMENTS

For Year Ended June 30, 2024



BUSINESS
ADVISORS
AND CPAS

TABLE OF CONTENTS

	<u>Page Number</u>
Independent Auditors' Report	1 - 3
Management's Discussion and Analysis (Unaudited)	4 - 14
Basic Financial Statements:	
Statement of Net Position	15
Statement of Activities	16
Balance Sheet - Governmental Funds	17
Statement of Revenues, Expenditures, and Changes in Fund Balances - Governmental Funds	18
Reconciliation of Governmental Funds Statement of Revenues, Expenditures, and Changes in Fund Balances of Governmental Funds to Statement of Activities	19
Statement of Fiduciary Net Position and Statement of Changes in Fiduciary Net Position	20
Notes to Financial Statements:	21 - 47
Required Supplementary Information:	
Schedule of Changes in BOCES' Total OPEB Liability and Related Ratio	48
Schedule of the BOCES' Proportionate Share of the Net Pension Liability	49
Schedule of BOCES' Contributions	50
Schedule of Revenues, Expenditures and Changes in Fund Balance - Budget (Non-GAAP Basis) And Actual - General Fund	51 - 52
Supplementary Information:	
Analysis of Account A431 - School Districts	53
Capital Projects Fund Schedule of Project Expenditures	54
Schedule of Expenditures of Federal Awards	55
Report on Internal Control Over Financial Reporting and on Compliance and Other Matters Based on an Audit of Financial Statements Performed in Accordance with Government Auditing Standards	56 - 57



BUSINESS
ADVISORS
AND CPAS

INDEPENDENT AUDITORS' REPORT

To the Board Members
Oswego County
Board of Cooperative Educational Services, New York

Report on the Audit of the Financial Statements

Opinions

We have audited the financial statements of the governmental activities, each major fund, and the aggregate remaining fund information of the Oswego County Board of Cooperative Educational Services, New York, as of and for the year ended June 30, 2024, and the related notes to the financial statements, which collectively comprise the BOCES' basic financial statements as listed in the table of contents.

In our opinion, the accompanying financial statements present fairly, in all material respects, the respective financial position of the governmental activities, each major fund, and the aggregate remaining fund information of the Oswego County Board of Cooperative Educational Services, New York, as of June 30, 2024, and the respective changes in financial position and, where applicable, cash flows thereof for the year then ended in accordance with accounting principles generally accepted in the United States of America.

Basis for Opinions

We conducted our audit in accordance with auditing standards generally accepted in the United States of America (GAAS) and the standards applicable to financial audits contained in *Government Auditing Standards*, issued by the Comptroller General of the United States. Our responsibilities under those standards are further described in the Auditor's Responsibilities for the Audit of the Financial Statements section of our report. We are required to be independent of the Oswego County Board of Cooperative Educational Services and to meet our other ethical responsibilities, in accordance with the relevant ethical requirements relating to our audit. We believe that the audit evidence we have obtained is sufficient and appropriate to provide a basis for our audit opinions.

Responsibilities of Management for the Financial Statements

Oswego County Board of Cooperative Educational Services, New York's management is responsible for the preparation and fair presentation of the financial statements in accordance with accounting principles generally accepted in the United States of America, and for the design, implementation, and maintenance of internal control relevant to the preparation and fair presentation of financial statements that are free from material misstatement, whether due to fraud or error.

In preparing the financial statements, management is required to evaluate whether there are conditions or events, considered in the aggregate, that raise substantial doubt about the BOCES' ability to continue as a going concern for twelve months beyond the financial statement date, including any currently known information that may raise substantial doubt shortly thereafter.

Auditor's Responsibilities for the Audit of the Financial Statements

Our objectives are to obtain reasonable assurance about whether the financial statements as a whole are free from material misstatement, whether due to fraud or error, and to issue an auditor's report that includes our opinions. Reasonable assurance is a high level of assurance but is not absolute assurance and therefore is not a guarantee that an audit conducted in accordance with GAAS and *Government Auditing Standards* will always detect a material misstatement when it exists. The risk of not detecting a material misstatement resulting from fraud is higher than for one resulting from error, as fraud may involve collusion, forgery, intentional omissions, misrepresentations, or the override of internal control. Misstatements are considered material if there is a substantial likelihood that, individually or in the aggregate, they would influence the judgment made by a reasonable user based on the financial statements.

In performing an audit in accordance with GAAS and *Government Auditing Standards*, we:

- Exercise professional judgment and maintain professional skepticism throughout the audit.
- Identify and assess the risks of material misstatement of the financial statements, whether due to fraud or error, and design and perform audit procedures responsive to those risks. Such procedures include examining, on a test basis, evidence regarding the amounts and disclosures in the financial statements.
- Obtain an understanding of internal control relevant to the audit in order to design audit procedures that are appropriate in the circumstances, but not for the purpose of expressing an opinion on the effectiveness of the BOCES' internal control. Accordingly, no such opinion is expressed.
- Evaluate the appropriateness of accounting policies used and the reasonableness of significant accounting estimates made by management, as well as evaluate the overall presentation of the financial statements.
- Conclude whether, in our judgment, there are conditions or events, considered in the aggregate, that raise substantial doubt about the BOCES' ability to continue as a going concern for a reasonable period of time.

We are required to communicate with those charged with governance regarding, among other matters, the planned scope and timing of the audit, significant audit findings, and certain internal control-related matters that we identified during the audit.

Required Supplementary Information

Accounting principles generally accepted in the United States of America require that the management's discussion and analysis, schedule of changes in BOCES' total OPEB liability and related ratio, schedule of the BOCES' proportionate share of the net pension liability, schedule of BOCES contributions, and budgetary comparison information on pages 4-14 and 48-52 be presented to supplement the basic financial statements. Such information is the responsibility of management and, although not a part of the basic financial statements, is required by the Governmental Accounting Standards Board who considers it to be an essential part of financial reporting for placing the basic financial statements in an appropriate operational, economic, or historical context. We have applied certain limited procedures to the required supplementary information in accordance with auditing standards generally accepted in the United States of America, which consisted of inquiries of management about the methods of preparing the information and comparing the information for consistency with management's responses to our inquiries, the basic financial statements, and other knowledge we obtained during our audit of the basic financial statements. We do not express an opinion or provide any assurance on the information because the limited procedures do not provide us with sufficient evidence to express an opinion or provide any assurance.

Supplementary Information

Our audit was conducted for the purpose of forming opinions on the financial statements that collectively comprise Oswego County Board of Cooperative Educational Services, New York's basic financial statements. The accompanying supplemental information as listed in the table of contents and schedule of expenditures of federal awards, as required by Title 2 U.S. Code of Federal Regulations, Part 200, Uniform Administrative Requirements, Cost Principles, and Audit Requirements for Federal Awards are presented for purposes of additional analysis and are not a required part of the basic financial statements.

The accompanying supplementary information as listed in the table of contents and schedule of expenditures of federal awards is the responsibility of management and was derived from and relates directly to the underlying accounting and other records used to prepare the basic financial statements. Such information has been subjected to the auditing procedures applied in the audit of the basic financial statements and certain additional procedures, including comparing and reconciling such information directly to the underlying accounting and other records used to prepare the basic financial statements or to the basic financial statements themselves, and other additional procedures in accordance with auditing standards generally accepted in the United States of America. In our opinion, the supplementary information as listed in the table of contents and schedule of expenditures of federal awards is fairly stated, in all material respects, in relation to the basic financial statements as a whole.

Other Reporting Required by Government Auditing Standards

In accordance with *Government Auditing Standards*, we have also issued our report dated October 4, 2024 on our consideration of Oswego County Board of Cooperative Educational Services, New York's internal control over financial reporting and on our tests of its compliance with certain provisions of laws, regulations, contracts, and grant agreements and other matters. The purpose of that report is solely to describe the scope of our testing of internal control over financial reporting and compliance and the results of that testing, and not to provide an opinion on the effectiveness of internal control over financial reporting or on compliance. That report is an integral part of an audit performed in accordance with *Government Auditing Standards* in considering Oswego County Board of Cooperative Educational Services, New York's internal control over financial reporting and compliance.

Rochester, New York
October 4, 2024

Mengel, Metzger, Baw & Co. LLP

**OSWEGO COUNTY BOARD OF COOPERATIVE EDUCATIONAL SERVICES
MEXICO, NEW YORK**

Management's Discussion and Analysis (MD&A)

For the Fiscal Year Ended June 30, 2024

This following is a discussion and analysis of the Oswego County Board of Cooperative Educational Services' (BOCES) financial performance for the fiscal year ended June 30, 2024. This section is a summary of the BOCES financial activities based on currently known facts, decisions, and/or conditions. It is also based on both the government-wide and fund-based financial statements. The results of the current year are discussed in comparison with the prior year, with an emphasis placed on the current year. This section is only an introduction and should be read in conjunction with the basic financial statements, which immediately follow this section, to enhance understanding of the BOCES financial performance.

Financial Highlights

Key financial highlights for fiscal year 2024 are as follows:

On the government-wide financial statements at the close of the fiscal year, the total liabilities plus deferred inflows (what the district owes) exceeded its total assets plus deferred outflows (what the district owns) by (\$103,727,987) (net position) a reduction in the deficit of \$1,565,980. The large difference between assets plus deferred outflows and liabilities plus deferred inflows is attributed to adjustments required by GASB-75 to illustrate the actuarially determined liability for post-employment health insurance benefits in the financial statements in their entirety. The full calculation for this liability totals (\$124,370,644) representing an increase of \$3,589,383 from the prior year liability of (\$120,781,261). Two main factors contributed to this difference: (a) changes in the actuarial factors for mortality improvement, health care trend rates and salary scale, termination, and discount and retirement rates. These factors are determined by external sources and required as part of the actuarial analysis; and (b) results of contractual negotiations resulting in increased premium contributions for active employees, which will carry into retirement.

The BOCES governmental fund financial statements report a combined ending fund balance of \$11,765,220, as of the close of the fiscal year, representing an increase of \$3,398,553 from the prior year. The fund balance is comprised of: \$6,666,420 reserved in the General Fund for purposes of paying prior year obligations along with \$1,505,213 reserved for purposes of aiding the BOCES in long-term planning; \$4,875,045 held in the Capital Fund for construction and renovation; \$56,053 held in a miscellaneous special revenue fund for scholarships; and (\$1,337,511) in the Special Aid Fund largely representing net shortfalls as a result of the faulty and insufficient reimbursement structure prescribed by New York State for preschool programs (note: the BOCES discontinued the operation of these programs as a result). The changes in the balances of each fund are as follows: General fund decreased by \$31,045 due mainly to required downward GASB-87 audit adjustments relative to prepaid lease agreements being amortized over the life of the agreement, and a reduction in the funds held for closing out purchases in the subsequent year; Special Aid Fund increased by \$160,599 due mainly to net positive results of operations in the BOCES Adult Education programs; and the Capital Projects Fund increased by \$3,252,087 due to interfund transfers to hold funds for a classroom modular project and other planned capital repairs and improvements.

Overview of the Financial Statements

This discussion and analysis is intended to serve as an introduction to the BOCES' basic financial statements. The BOCES' basic financial statements are comprised of three components: (1) government-wide financial statements, (2) fund financial statements and (3) notes to the financial statements. This report also contains individual fund statements and schedules in addition to the basic financial statements.

Government-Wide Financial Statements

- The *government-wide financial statements* are designed to provide readers with a broad overview of the BOCES' finances, in a manner similar to a private-sector business.
- The *statement of net position* presents information on all of the BOCES' assets and liabilities, with the difference between the two reported as *net position*. Over time, increases or decreases in net position may serve as a useful indicator of whether the financial position of the BOCES is improving or deteriorating.
- The *statement of activities* presents information showing how the government's net position changed during the most recent fiscal year. All changes in net position are reported as soon as the underlying event giving rise to the change occurs, regardless of the timing of related cash flows.
- The *governmental* activities of the BOCES include administration, career & tech education, instruction for the handicapped, itinerant services, general instruction, instructional support, and other services.

The government-wide financial statements can be found on the pages immediately following this section as the first two pages of the basic financial statements.

Fund Financial Statements

- A *fund* is a grouping of related accounts that is used to maintain control over resources that have been segregated for specific activities or objectives. The BOCES, like other state and local governments, uses fund accounting to ensure and demonstrate compliance with finance related legal requirements. All of the funds of the BOCES can be divided into two categories: governmental funds and fiduciary funds.
- *Governmental funds* are used to account for essentially the same functions reported as *governmental activities* in the government-wide financial statements. However, unlike the government-wide financial statements, governmental fund financial statements focus on *near-term inflows and outflows of spendable resources*, as well as on *balances of spendable resources* available at the end of the fiscal year. Such information may be useful in evaluating the BOCES' near-term financing requirements.
- Because the focus of governmental funds is narrower than that of the government-wide financial statements, it is useful to compare the information presented for *governmental funds* with similar information presented for *governmental activities* in the government-wide financial statements. By doing so, readers may better understand the long-term impact of the government's near-term financing decisions. Both the governmental fund balance sheet and the governmental fund statement of revenues, expenditures, and changes in fund balances provide a reconciliation to facilitate this comparison between *governmental funds* and *governmental activities*.
- In general, BOCES' can maintain several individual operating funds including: General Fund, Special Aid Fund, Miscellaneous Special Revenue Fund, Capital Fund, Fixed Assets, Custodial Fund, Private Purpose Trust Fund, Trust Funds-Nonexpendable, and Long Term Debt. Information is presented separately for "major funds" and in aggregate for "non-major funds" in the governmental fund balance sheet and in the governmental fund statement of revenues, expenditures, and changes in fund balances. The BOCES maintains and reports the General Fund, the Capital Projects Fund, and Special Aid Fund as major funds.
- The BOCES adopts an annual budget for its General Fund. A budgetary comparison statement has been provided for the General Fund within the basic financial statements to demonstrate compliance with the budget.

- The *Fiduciary Funds* are used to account for assets held by the BOCES in an agency capacity which accounts for assets held by the BOCES on behalf of others. Fiduciary funds are not reflected in the government-wide financial statements because the resources of these funds are *not* available to support the BOCES' programs.

The financial statements for the governmental and fiduciary funds can be found in the basic financial statement section of this report.

Notes to the Financial Statements

The notes provide additional information that is essential to a full understanding of the data provided in the government-wide and fund financial statements. The notes to the financial statements can be found following the basic financial statement section of this report.

Government-Wide Statements

The government-wide statements report information about the BOCES as a whole using accounting methods similar to those used by private-sector companies. The statement of net position includes all the BOCES' assets and liabilities. All of the current year's revenues and expenses are accounted for in the statement of activities regardless of when cash is received or paid.

The two government-wide statements report the BOCES' net position and how they have changed. Net position, the difference between the BOCES' assets plus deferred outflow of resources and liabilities plus deferred inflow of resources, is one way to measure the BOCES' financial health or position. Over time, increases or decreases in the BOCES' net position are an indicator of whether its financial position is improving or deteriorating, respectively. Additional non-financial factors such as changes in the BOCES' enrollment and service offerings and the condition of buildings and facilities must also be considered to assess the BOCES' overall health.

All of the BOCES' services are reported in the government-wide financial statements as governmental activities. Most of the BOCES' basic services are included here, such as career & tech ed, instruction for the handicapped, itinerant services, general instruction, instructional support, administration and other services. Charges for services and operating grants and contributions finance most of these activities.

Financial Analysis of the BOCES as a Whole

Net Position

The BOCES' combined net position was higher on June 30, 2024 than the year before, reducing the deficit by just over 1% to (\$103,727,987) as shown in the table below.

	<u>Governmental Activities</u>		<u>Total</u>
	<u>2024</u>	<u>2023</u>	<u>Variance</u>
<u>ASSETS:</u>			
Current and Other Assets	\$ 39,920,433	\$ 34,364,327	\$ 5,556,106
Capital Assets	35,958,027	36,440,339	(482,312)
Total Assets	\$ 75,878,460	\$ 70,804,666	\$ 5,073,794
<u>DEFERRED OUTFLOWS OF RESOURCES:</u>			
Deferred Outflows of Resources	\$ 24,003,114	\$ 34,073,798	\$ (10,070,684)
<u>LIABILITIES:</u>			
Long-Term Debt Obligations	\$ 133,392,980	\$ 131,203,574	\$ 2,189,406
Other Liabilities	25,422,098	24,032,248	1,389,850
Total Liabilities	\$ 158,815,078	\$ 155,235,822	\$ 3,579,256
<u>DEFERRED INFLOWS OF RESOURCES:</u>			
Deferred Inflows of Resources	\$ 44,794,483	\$ 54,936,609	\$ (10,142,126)
<u>NET POSITION:</u>			
Net Investment in Capital Assets	\$ 33,988,221	\$ 33,957,806	\$ 30,415
<u>Restricted For,</u>			
Capital Reserve	1,204,791	1,071,510	133,281
Capital Projects	4,875,045	1,622,958	3,252,087
Accrued Benefit Liability Reserve	1,404,730	1,185,204	219,526
Retirement Contribution Reserve	1,554,559	1,491,668	62,891
Teachers' Retirement Contribution	1,043,728	805,104	238,624
Other Purposes	1,514,665	1,431,462	83,203
Unrestricted	(149,313,726)	(146,859,679)	(2,454,047)
Total Net Position	\$ (103,727,987)	\$ (105,293,967)	\$ 1,565,980

As illustrated above, the largest component of the BOCES' Net Position in the amount of \$33,988,221 reflects its investment in capital assets, less any outstanding debt for proceeds used to acquire those assets. The BOCES uses these capital assets (i.e.: equipment, furnishings, infrastructure items, etc.) to provide services to the students and districts, and therefore they are not available for future spending. Although the BOCES' investment in capital assets is reported net of related debt, it should be noted that the resources needed to repay this debt must be provided from other sources, since the capital assets themselves must be retained to facilitate the delivery of educational services.

Another component of Net Position in the amount of \$10,082,853 represents unspent funds collected from component districts and intended to be used for capital renovation projects and employee retirement and benefits. In addition, the category of "Restricted for Other Purposes" in the amount of \$1,514,665 represents amounts of other reserves and scholarship funds held by BOCES. The remaining balance of Net Position totalling (\$149,313,726) is considered unrestricted. As evident in the table, this deficit increased by \$2,454,047 over last year. In general, Unrestricted Net Position being in deficit is attributed to the GASB-75 requirement of representing actuarially determined estimates for post-employment health insurance benefits as long-term debt obligations.

Key Variances

- Current and Other Assets increased \$5,556,106 as a result of an increase in the revenue realized by increased participation by the component school districts in new and existing programs and services operated by the BOCES.
- Deferred Outflows of Resources decreased \$10,070,684 as a result of two main factors; (1) decreases in projected outflows for the NYS Teacher's Retirement system due to changes in assumptions and reduced projected investment earnings as calculated and communicated by the system, and (2) decreases in projected outflows for OPEB based on changes in assumptions and reductions in expected and actual experience as calculated and communicated by the BOCES actuarial consultant.
- Deferred Inflows of Resources decreased \$10,142,126 as a result of decreases in projected inflows for OPEB based on changes in assumptions and reductions in expected and actual experience as calculated and communicated by the BOCES actuarial consultant.

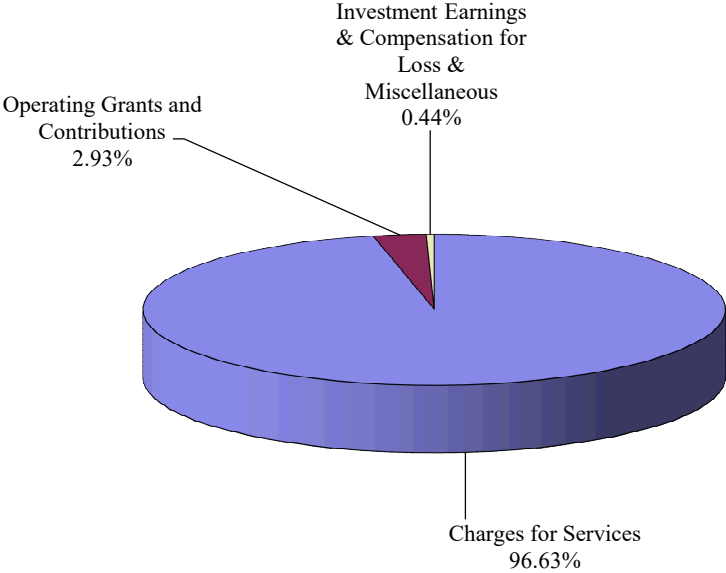
Changes in Net Position

	<u>Governmental Activities</u>		<u>Total</u>
	<u>2024</u>	<u>2023</u>	<u>Variance</u>
<u>REVENUES:</u>			
<u>Program -</u>			
Charges for Service	\$ 79,595,787	\$ 74,202,247	\$ 5,393,540
Operating Grants & Contributions	2,410,880	2,735,631	(324,751)
Total Program	\$ 82,006,667	\$ 76,937,878	\$ 5,068,789
<u>General -</u>			
Investment Earnings	\$ 355,834	\$ 139,139	\$ 216,695
Compensation for Loss	4,379	4,022	357
Miscellaneous	7,000	-	7,000
Total General	\$ 367,213	\$ 143,161	\$ 224,052
TOTAL REVENUES	\$ 82,373,880	\$ 77,081,039	\$ 5,292,841
<u>EXPENSES:</u>			
Administration	\$ 6,889,735	\$ 8,789,012	\$ (1,899,277)
Career and Tech Education	13,917,285	11,517,190	2,400,095
Instruction for the Handicapped	21,055,767	17,781,588	3,274,179
Itinerant Services	4,278,650	3,585,773	692,877
General Instruction	10,963,283	9,758,365	1,204,918
Interest	61,354	-	61,354
Instructional Support	13,501,306	13,435,049	66,257
Other Services	10,140,520	11,431,540	(1,291,020)
TOTAL EXPENSES	\$ 80,807,900	\$ 76,298,517	\$ 4,509,383
INCREASE IN NET POSITION	\$ 1,565,980	\$ 782,522	
NET POSITION, BEGINNING			
OF YEAR	(105,293,967)	(106,076,489)	
NET POSITION, END OF YEAR	\$ (103,727,987)	\$ (105,293,967)	

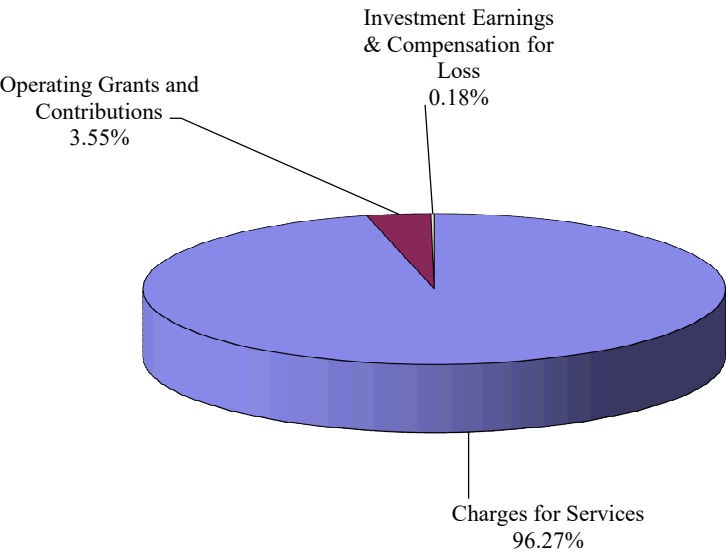
Key Variances

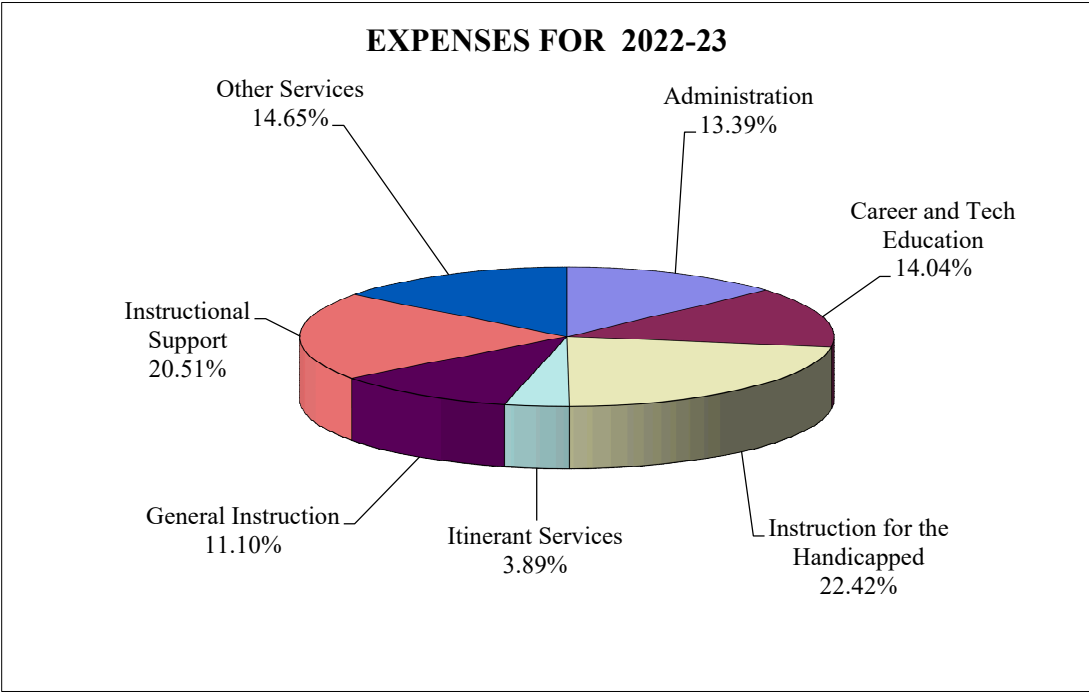
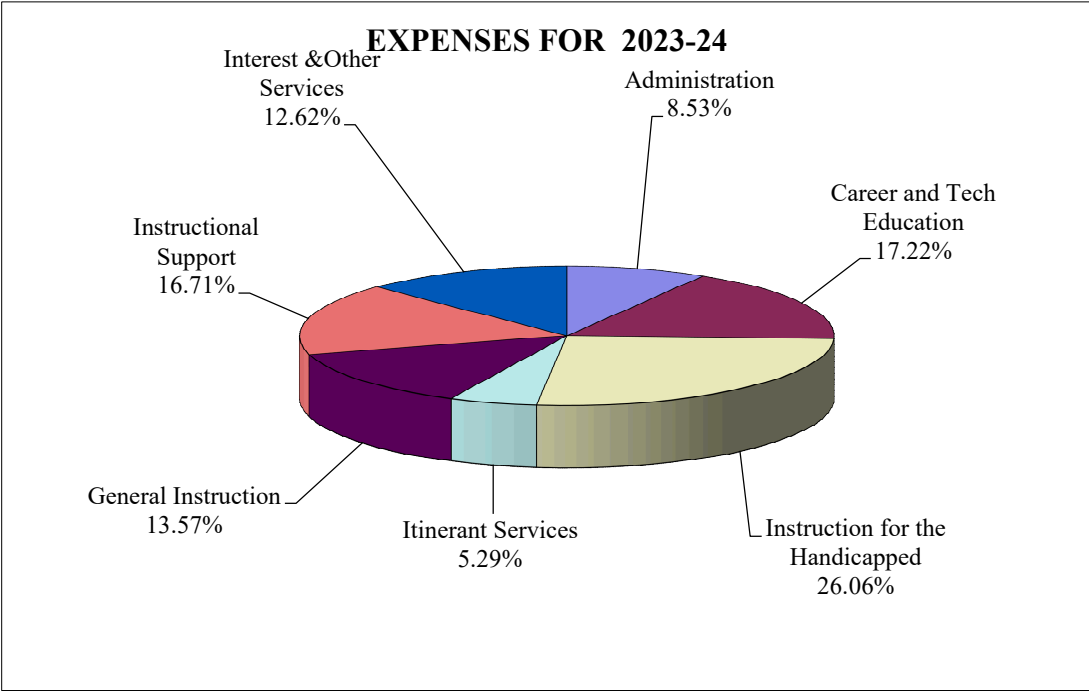
- Charges for Services increased \$5,393,540 as a result of an increase in participation by the component school districts in existing programs and services operated by the BOCES as well as new programs and services initiated at the request of districts.
- Career and Tech Education increased \$2,400,095 as a result of increased student enrollment as well as starting new programs and this program contributing to the funding of the classroom modular project and other planned capital improvements.
- Instruction for the Handicapped increased \$3,274,179 as a result of increased student enrollment in existing Exceptional Education programs and these programs contributing to the funding of the classroom modular project and other planned capital improvements.

REVENUE FOR 2023-24



REVENUE FOR 2022-23





The pie chart clearly illustrates heavy reliance on services to school districts as the primary revenue source (96.63% of total revenues). The BOCES also utilizes operating grants and contributions from the federal, state and other local governments, which represented 2.93% of total revenues. These grants allow BOCES to operate additional programs and services on a targeted basis without requiring districts to contribute.

As noted in this graph, the BOCES' Exceptional (Special) Education programs account for 26.06% of total expenses. These services are requested by component school districts based on the requirements outlined in students' Individualized Education Plans.

Instructional Support represents 16.71% of expenditures, which are determined by the level of district service requests. Services focus on providing support for the direct instruction of students, and consist of: instructional staff development, statistical analysis & planning, acquisition of equipment or supplies, duplication of materials, arts and enrichment experiences for students, and technology hardware and software support.

Career and Technical Education represents 17.22% of total expenses. The main goal of CTE is to promote strategies for student achievement and success in their continued education or quest for post-secondary employment. In support of this goal, the BOCES and component districts continually consider new programs that will offer relevancy to the current job market, and work collaboratively with business/industry partners to obtain feedback about skills students will need for success in the evolving workplace.

Interest and Other Services represent 12.62% of expenditures, are also driven by the level of district service requests. These include management support services to the business, managerial and non-instructional aspects of school district operations such as Internal Claims Auditing, Cooperative Purchasing, Safety & Risk Management, and Public Relations services.

Financial Analysis of the BOCES' Funds

As noted earlier, the BOCES uses fund accounting to ensure and demonstrate compliance with finance related legal requirements.

Governmental Funds

The focus of the BOCES' *governmental funds* is to provide information on near term inflows, outflows and balances of *spendable* resources. Such information is useful in assessing the BOCES' financing requirements. In particular, surplus distribution could serve as a possible measure of consistency in budgeting from year to year, or signal other material events occurring, such as spikes in service requests or more favourable trends in large expense categories such as health insurance.

As of the end of the fiscal year, the BOCES' governmental funds reported combined fund balances of \$11,765,220, an increase of \$3,398,553 from the prior year. Of the total combined fund balances, \$4,875,045 constitutes fund balance in the Capital Projects Fund, intended to fund capital improvement work. Additionally, (\$1,337,511) represents a deficit balance in the Special Aid Fund. This was caused largely by New York State's approach of setting insufficient rates for reimbursement of preschool programs & services, and then freezing them for multiple years. The rate setting process has been finalized by the State for all years programs were in operation and all eligible outstanding revenue allowed by law has been recouped from the County of Oswego. However, a significant deficit remains and there is no legal mechanism set forth by New York State for BOCES to recoup revenue.

To avoid accumulation of further deficits, BOCES permanently ceased operation of preschool programs during the 2010-11 school year and assisted the County in transitioning programs to private providers. Oswego is not the only BOCES in this situation and as opportunities present, BOCES participates in conversations with state officials to explore how this may be rectified. Among the possible solutions is to work with component districts to fund the outstanding balances, but it remains unclear whether districts have legal authority to fund these expenses.

On a positive note, the negative Special Aid Fund balance was reduced slightly by current year adult education program surpluses. BOCES experienced modest operational gains in these programs resulting from cost reduction measures where possible. These steps were not enough to eliminate the overall deficits, but able to result in an overall decrease in the Special Aid Fund deficit. Moving forward, BOCES expects to step-up advertisement efforts to attract more students, adjust offerings to better align with regional needs, and adjust its intake process to allow earlier acceptances for students so they don't need to seek alternative programming.

The General Fund had a deficit unassigned fund balance of \$472,269 as a result of its prepaid lease agreements which have been recognized as deferred inflows of resources and amortized over the life of the agreements. The remainder of the combined fund balances reside in General Fund reserves to indicate that they are earmarked for certain purposes and not available for general spending. The reserve categories include:

- Encumbrances in the amount of \$1,977,482.
- Liability, casualty, and other types of losses in the amount \$763,389.
- Unemployment insurance in the amount of \$695,223.
- Employee post-employment benefits in the amount of \$1,404,730.
- Retirement contribution in the amount of \$1,554,559 to assist with required employer contributions toward retirement benefits of employees belonging to the NYS Employees Retirement System.
- Retirement contribution sub-fund in the amount of \$1,043,728 to assist with required employer contributions toward retirement benefits of employees belonging to the NYS Teacher's Retirement System.
- Equipment reserve in the amount of \$1,204,791, used to set aside funds toward equipment purchases for the Career & Technical Education (CTE) program. CTE consists of trades courses which can require expensive equipment items (i.e.: backhoe, loader, dump truck, simulators, large scale kitchen equipment, etc.).

General Fund Budgetary Highlights

The General Fund is the chief operating fund of the BOCES. At the end of the current fiscal year, the total fund balance of the General Fund was \$8,171,633 which represents a decrease of \$31,045 from the prior year. As previously mentioned, this is attributed to required downward GASB-87 audit adjustments relative to prepaid lease agreements being amortized over the life of the agreement, and a reduction in the funds held for closing out purchases in the subsequent year. The difference between the original budget and the final amended budget was \$3,928,745. This change is attributable to \$2,304,693 of carryover encumbrances from the 2022-23 fiscal year, and \$1,624,052 of program purchases, mainly attributed to processing of purchases on behalf of districts in amounts greater than were anticipated during budget development, and pursuit of leases for and outfitting of two large classroom modulars to be placed on the BOCES main campus. These leases are needed to accommodate programs previously housed in a location where an existing lease is not being renewed.

Even though the budget was increased by over \$3,928,745 during the year, the actual expenditures by year-end were lower than originally budgeted by just about \$6,561,563. This is attributed partly to savings realized in the BOCES self-funded health insurance program resulting from renegotiated provider contracts, implementation of cost management programs, concessions accepted during collective bargaining, and an overall healthier population of employees, retirees, and dependants this past school year. In addition, challenges in finding and retaining permanent staff also resulted in unanticipated savings in salary and benefits costs through breakage from using substitutes and positions being vacant for periods of time, as well as contingencies for various additional pay items being unused.

On the revenue side of the ledger, the difference between the original estimates and final amended estimates was just over \$3,928,745. This is mainly attributable to funds collected to support the operation of new programs and processing of unanticipated purchases on behalf of districts. However, BOCES ended up realizing \$2,171,039 less than adjusted estimates, a de minimis variance representing 3% of adjusted estimates once purchases were finalized.

Capital Asset and Debt Administration

Capital Assets

As of June 30, 2024 the BOCES had \$35,958,027 in total capital assets, net of accumulated depreciation. This represents a decrease of \$482,312 from the prior year. These assets are invested in a range of categories including land, buildings and improvements, and machinery & equipment. The change in capital assets net of accumulated depreciation, is reflected below:

	<u>2024</u>	<u>2023</u>
Land	\$ 312,500	\$ 312,500
Work in Progress	174,741	529,427
Buildings and Improvements	32,425,593	33,533,265
Machinery and Equipment	3,045,193	2,065,147
Total Capital Assets	<u>\$ 35,958,027</u>	<u>\$ 36,440,339</u>

More detailed information can be found in the notes to the financial statements.

Long- Term Debt

At year-end, the BOCES had \$133,392,980 in outstanding long-term obligations, as follows:

<u>Type</u>	<u>2024</u>	<u>2023</u>
Installment Purchase Debt	\$ 1,154,491	\$ 643,740
Energy Performance Contract	815,315	974,766
Compensated Absences	2,511,086	2,373,583
Net Pension Liability	4,541,444	6,430,224
OPEB	124,370,644	120,781,261
Total Long-Term Obligations	<u>\$ 133,392,980</u>	<u>\$ 131,203,574</u>

More detailed information can be found in the notes to the financial statements, with some supplementary information following below.

The Compensated Absences category represents an aggregated amount of compensation for which BOCES is obligated to pay employees for unused absences in the event of separation from service. Compensated Absences illustrated in the chart have increased slightly in the amount of \$137,503, due to increases in accumulated leave balances that staff accrued during the year. This figure is also impacted by increases in the unit cost for these days in accordance with negotiated bargaining agreements, but further offset by a return to use of leave time that was slowed in the prior years due to remote activity dictated by NYS in response to the COVID-19 pandemic.

As required by GASB-68, the NYS Employee and Teacher Retirement Systems are required to calculate and supply Net Pension Liability estimates for all entities who have contributing members, which needs to be reflected in the basic financial statements. For the 2024 fiscal year, the NYSERS estimates BOCES' share of the system employers' net pension liability to be \$3,332,267; in the prior year BOCES recognized a deficit of \$4,436,683. The system funding level increased from 90.78% to 93.88%. The NYSTRS estimates BOCES' share of the system employers' net pension liability to be \$1,209,177; in the prior year BOCES recognized a liability of \$1,993,541. The system funding level increased from 98.6% to 99.2%. This resulted in a decrease in the liability shown in the table of \$1,888,780 or 29.4%.

Lastly, the OPEB line represents the estimated value for Other Post-Employment Benefits, which appears in response to the requirements of GASB-75. As illustrated in the table, the full calculated liability is \$124,370,644, which increased due to change in the actuarial factors and assumptions for the calculation including healthcare trend rates, payroll growth rates, and the discount rate which was updated based on the 20-year, tax-exempt general obligation municipal bonds. This factor decreased by 1.9%, which together with a 3.8% increase in the healthcare cost trend rate had a noteworthy impact on the calculation. These factors are determined by external sources and required as part of the actuarial analysis. As an offsetting measure, results of contractual negotiations resulted in increased premium contributions for active employees, which will carry through the lifespan of retirees.

Factors bearing on the BOCES' future

Declining Countywide Enrollment

Oswego County school districts have been experiencing steady annual declines in student population for more than two decades. From school years 1998-99 to 2023-24, the Resident Weighted Average Daily Attendance (RWADA) factor has dropped by 9,696 units, from 27,162 to 17,466. This represents a 35.7% decline over this period. However, declines in district enrollment do not necessarily translate to a decline in BOCES enrollment. Other factors play roles in those trends such as student needs based on Individualized Education Plans as determined by districts, district pursuit of new programs, societal and economic forces, and student choice. Continued countywide enrollment decline is a factor that could produce an impact, but in recent history both in our region and statewide, economic, and societal factors have resulted in a resurgence of interest by students in Career & Technical Education programs. BOCES enrollments in those secondary school programs are on the incline.

NYS State Aid to Districts

The Executive Budget proposal for the 2024-25 school year included a significant change to the formula for the main state aid category that funds districts (Foundation Aid). This change would have had devastating impacts to rural school districts like exist in Oswego County. The proposal ultimately did not come to pass; however, it is under active evaluation and is expected to be revisited and likely enacted in some form in the 2025-26 budget development process. Loss of funding in this manner for districts in our region could play a role in the ability of school districts to partake in programs and services offered by BOCES. However, the reverse could also occur as participation in BOCES services results in generation of state aid in alternative aid categories through statutorily prescribed funding formulas. As a result, districts may opt for more programs through BOCES to drive more state aid to make up for aid losses in this area.

Establishment of a Chip Processing Plant in Central New York

As a result of Federal efforts, the Micron company has committed to spend up to \$100 billion to build a computer chip factory in Central New York, on land in Onondaga County closely situated to Oswego County. As construction progresses, it holds great promise of opportunities for BOCES including adult training programs, growth and new pathways in secondary student programs, and a possibility of increased enrollment and population growth for the school districts in Oswego County. Ground-breaking for construction of the plant is anticipated in 2024 with the first phase of operations to come online in 2027.

Requests for Information

This financial report is designed to provide a general overview of the BOCES' finances for all those with an interest in the BOCES' finances. Questions concerning any of the information provided in this report or requests for additional financial information should be addressed to:

Oswego County BOCES
Attn: Michael J. Sheperd, Assistant Superintendent for Administrative Services
179 County Route 64, Mexico, NY 13114
(315) 963-4260

OSWEGO COUNTY
BOARD OF COOPERATIVE EDUCATIONAL SERVICES
Statement of Net Position
June 30, 2024

	Governmental Activities
ASSETS	
Cash and cash equivalents	\$ 24,164,021
Accounts receivable	15,756,412
Capital Assets:	
Land	312,500
Work in progress	174,741
Other capital assets (net of depreciation)	35,470,786
TOTAL ASSETS	<u>\$ 75,878,460</u>
DEFERRED OUTFLOWS OF RESOURCES	
Deferred outflow of resources	<u>\$ 24,003,114</u>
LIABILITIES	
Accounts payable	\$ 1,165,458
Accrued liabilities	51,976
Unearned revenue	515,084
Due to other governments	50,226
State aid due to districts	13,983,968
Due to school districts	4,195,914
Due to teachers' retirement system	2,494,928
Due to employees' retirement system	284,000
Other liabilities	2,680,544
Long-Term Obligations:	
Due in one year	1,896,345
Due in more than one year	131,496,635
TOTAL LIABILITIES	<u>\$ 158,815,078</u>
DEFERRED INFLOW OF RESOURCES	
Deferred inflow of resources	<u>\$ 44,794,483</u>
NET POSITION	
Net investment in capital assets	\$ 33,988,221
Restricted For:	
Capital projects	4,875,045
Capital reserve	1,204,791
Retirement contribution reserve	1,554,559
Teacher retirement contribution reserve	1,043,728
Accrued benefit liability reserve	1,404,730
Other Purposes	1,514,665
Unrestricted	(149,313,726)
TOTAL NET POSITION	<u>\$ (103,727,987)</u>

(See accompanying notes to financial statements)

OSWEGO COUNTY
BOARD OF COOPERATIVE EDUCATIONAL SERVICES
Statement of Activities and Changes in Net Position
For Year Ended June 30, 2024

<u>Functions/Programs</u>	<u>Expenses</u>	<u>Program Revenues</u>		<u>Net (Expense) Revenue and Changes in Net Position</u>
		<u>Charges for Services</u>	<u>Operating Grants and Contributions</u>	<u>Governmental Activities</u>
<u>Primary Government -</u>				
Administration	\$ 6,889,735	\$ 9,961,859	\$ -	\$ 3,072,124
Career & tech education	13,917,285	11,622,419	1,392,207	(902,659)
Instruction for the handicapped	21,055,767	20,034,941	27,603	(993,223)
Itinerant services	4,278,650	3,330,109	-	(948,541)
General instruction	10,963,283	10,253,945	977,111	267,773
Instructional support	13,501,306	14,281,760	-	780,454
Other services	10,140,520	10,110,754	13,959	(15,807)
Interest	61,354	-	-	(61,354)
Total Primary Government	<u>\$ 80,807,900</u>	<u>\$ 79,595,787</u>	<u>\$ 2,410,880</u>	<u>\$ 1,198,767</u>
General Revenues:				
Interest and Earnings				\$ 355,834
Sale of property and compensation for loss				4,379
Miscellaneous				7,000
Total General Revenues				<u>\$ 367,213</u>
Changes in Net Position				\$ 1,565,980
Net Position, Beginning of Year				<u>(105,293,967)</u>
Net Position, End of Year				<u>\$ (103,727,987)</u>

OSWEGO COUNTY
BOARD OF COOPERATIVE EDUCATIONAL SERVICES
Balance Sheet
Governmental Funds
June 30, 2024

	General <u>Fund</u>	Capital Projects <u>Fund</u>	Special Aid <u>Fund</u>	Non-Major Miscellaneous Special Revenue <u>Fund</u>	Total Governmental <u>Funds</u>
ASSETS					
Cash and cash equivalents	\$ 20,214,048	\$ 2,341,604	\$ 1,552,316	\$ 56,053	\$ 24,164,021
Due from other funds	2,440,501	2,701,846	-	-	5,142,347
Receivables	15,245,449	-	510,963	-	15,756,412
TOTAL ASSETS	<u>\$ 37,899,998</u>	<u>\$ 5,043,450</u>	<u>\$ 2,063,279</u>	<u>\$ 56,053</u>	<u>\$ 45,062,780</u>
LIABILITIES, DEFERRED INFLOWS, AND FUND BALANCE					
<u>Liabilities -</u>					
Accounts payable	\$ 830,886	\$ 168,405	\$ 166,167	\$ -	\$ 1,165,458
Accrued liabilities	1,150,054	-	8,278	-	1,158,332
Due to other funds	2,701,846	-	2,440,501	-	5,142,347
Due to other governments	-	-	50,226	-	50,226
State aid due to districts	13,983,968	-	-	-	13,983,968
Due to districts	4,195,914	-	-	-	4,195,914
Due to TRS	2,291,950	-	202,978	-	2,494,928
Due to ERS	266,444	-	17,556	-	284,000
Other liabilities	2,680,544	-	-	-	2,680,544
Unearned revenues	-	-	515,084	-	515,084
TOTAL LIABILITIES	<u>\$ 28,101,606</u>	<u>\$ 168,405</u>	<u>\$ 3,400,790</u>	<u>\$ -</u>	<u>\$ 31,670,801</u>
<u>Deferred Inflows -</u>					
Deferred inflows of resources	<u>\$ 1,626,759</u>	<u>\$ -</u>	<u>\$ -</u>	<u>\$ -</u>	<u>\$ 1,626,759</u>
<u>Fund Balances -</u>					
Restricted	\$ 6,666,420	\$ 4,875,045	\$ -	\$ 56,053	\$ 11,597,518
Assigned	1,977,482	-	-	-	1,977,482
Unassigned	(472,269)	-	(1,337,511)	-	(1,809,780)
TOTAL FUND BALANCE	<u>\$ 8,171,633</u>	<u>\$ 4,875,045</u>	<u>\$ (1,337,511)</u>	<u>\$ 56,053</u>	<u>\$ 11,765,220</u>
TOTAL LIABILITIES DEFERRED INFLOWS AND FUND BALANCES	<u>\$ 37,899,998</u>	<u>\$ 5,043,450</u>	<u>\$ 2,063,279</u>	<u>\$ 56,053</u>	

**Amounts reported for governmental activities in the
Statement of Net Position are different because:**

Capital assets/right to use assets used in governmental activities are not financial resources and therefore are not reported in the funds.

35,958,027

The following long-term obligations are not due and payable in the current period and therefore are not reported in the governmental funds:

OPEB	(124,370,644)
Compensated absences	(1,404,730)
Installment purchase debt	(1,969,806)
Deferred Outflow of Resources - pension	11,146,567
Deferred Outflow of Resources - OPEB	12,856,547
Net Pension Liability	(4,541,444)
Deferred Inflow of Resources - pension	(2,847,595)
Deferred Inflow of Resources - OPEB	(40,320,129)

Net Position of Governmental Activities

\$ (103,727,987)

(See accompanying notes to financial statements)

OSWEGO COUNTY
BOARD OF COOPERATIVE EDUCATIONAL SERVICES
Statement of Revenues, Expenditures and Changes in Fund Balances
Governmental Funds
For Year Ended June 30, 2024

	General Fund	Capital Projects Fund	Special Aid Fund	Non-Major Miscellaneous Special Revenue Fund	Total Governmental Funds
REVENUES					
Charges for services	\$ 7,024	\$ -	\$ 802,950	\$ -	\$ 809,974
Charges to components	74,604,522	-	1,618,718	-	76,223,240
Charges to non-components and other BOCES	6,049,503	-	80,195	-	6,129,698
Interest and earnings	95,839	850	-	762	97,451
Sale of property and compensation for loss	4,409	-	4,409	-	8,818
Miscellaneous	1,481,854	7,000	71,864	16,900	1,577,618
Interfund revenues	-	3,418,978	-	-	3,418,978
State sources	-	-	679,907	-	679,907
Federal sources	-	-	1,730,973	-	1,730,973
TOTAL REVENUES	\$ 82,243,151	\$ 3,426,828	\$ 4,989,016	\$ 17,662	\$ 90,676,657
EXPENDITURES					
Administration	\$ 10,140,822	\$ -	\$ -	\$ -	\$ 10,140,822
Career and tech education	10,839,367	-	2,149,506	-	12,988,873
Instruction for the handicapped	18,874,957	-	1,386,948	-	20,261,905
Itinerant services	3,368,535	-	-	-	3,368,535
General instruction	10,272,710	-	985,977	-	11,258,687
Instructional support	13,335,334	-	-	-	13,335,334
Other services	9,757,391	-	305,986	-	10,063,377
Other expenses	-	-	-	750	750
Capital outlay	-	1,728,196	-	-	1,728,196
Debt principal	1,202,157	-	-	-	1,202,157
Debt interest	61,354	-	-	-	61,354
TOTAL EXPENDITURES	\$ 77,852,627	\$ 1,728,196	\$ 4,828,417	\$ 750	\$ 84,409,990
EXCESS (DEFICIENCY) OF REVENUES OVER EXPENDITURES	\$ 4,390,524	\$ 1,698,632	\$ 160,599	\$ 16,912	\$ 6,266,667
OTHER FINANCING SOURCES (USES)					
Proceeds from obligations	\$ -	\$ 1,553,455	\$ -	\$ -	\$ 1,553,455
TOTAL OTHER FINANCING SOURCES (USES)	\$ -	\$ 1,553,455	\$ -	\$ -	\$ 1,553,455
EXCESS (DEFICIENCY) OF REVENUES AND OTHER FINANCING SOURCES OVER EXPENDITURES AND OTHER FINANCING USES	\$ 4,390,524	\$ 3,252,087	\$ 160,599	\$ 16,912	\$ 7,820,122
OTHER CHANGES IN FUND BALANCE					
Surplus to be distributed	(5,142,182)	-	-	-	(5,142,182)
Net unemployment reserve transactions	31,523	-	-	-	31,523
Net capital reserve transactions	133,281	-	-	-	133,281
Net retirement contribution reserve transactions	62,891	-	-	-	62,891
Net teacher's retirement reserve transactions	238,624	-	-	-	238,624
Net liability reserve transactions	34,768	-	-	-	34,768
Net change in employee accrued benefit liability reserve	219,526	-	-	-	219,526
FUND BALANCE, BEGINNING OF YEAR	8,202,678	\$ 1,622,958	\$ (1,498,110)	39,141	8,366,667
FUND BALANCE, END OF YEAR	\$ 8,171,633	\$ 4,875,045	\$ (1,337,511)	\$ 56,053	\$ 11,765,220

(See accompanying notes to financial statements)

OSWEGO COUNTY
BOARD OF COOPERATIVE EDUCATIONAL SERVICES
Reconciliation of Governmental Funds Statement of Revenues, Expenditures, and Changes in
Fund Balances of Governmental Funds to Statement of Activities
For Year Ended June 30, 2024

NET CHANGE IN FUND BALANCES -
TOTAL GOVERNMENTAL FUNDS \$ 3,398,553

Amounts reported for governmental activities in the Statement of Activities are different because:
Governmental funds report capital outlays as expenditures. However, in the Statement of Activities the cost of those assets is allocated over their estimated useful lives and reported as depreciation expense. The following are the amounts by which capital outlays and additions of assets was not in excess of depreciation in the current period:

Capital Outlay	\$ 1,728,196	
Additions to Assets, Net	679,188	
Depreciation	<u>(2,889,696)</u>	(482,312)

Bond proceeds provide current financial resources to governmental funds, but issuing debt increases long-term obligations in the Statement of Net Position. Repayment of bond principal is an expenditure in the governmental funds, but the repayment reduces long-term obligations in the Statement of Net Position. The following details these items as they effect the governmental activities:

Debt Repayments	\$ 1,202,157	
Proceeds from Debt issuance	<u>(1,553,455)</u>	(351,298)

The net OPEB liability does not require the use of current financial resources and, therefore, is not reported as an expenditure in the governmental funds. 907,887

(Increase) decrease in proportionate share of net pension asset/liability reported in the Statement of Activities do not provide for or require the use of current financial resources and therefore are not reported as revenues or expenditures in the governmental funds

Teachers' Retirement System		(1,102,507)
Employees' Retirement System		(584,815)

In the Statement of Activities, vacation pay, teachers' retirement incentive and judgments and claims are measured by the amount accrued during the year. In the governmental funds, expenditures for these items are measured by the amount actually paid. The following provides the differences of these items as presented in the governmental activities:

Compensated Absences		<u>(219,528)</u>
----------------------	--	------------------

CHANGE IN NET POSITION OF GOVERNMENTAL ACTIVITIES **\$ 1,565,980**

OSWEGO COUNTY
BOARD OF COOPERATIVE EDUCATIONAL SERVICES
Statement of Fiduciary Net Position
Fiduciary Funds
June 30, 2024

	Custodial Funds
ASSETS	
Cash and cash equivalents	\$ 46,858
Accounts receivable	650
TOTAL ASSETS	\$ 47,508
 NET POSITION	
Restricted for:	
Individuals, organizations, and other governments	\$ 47,508
TOTAL NET POSITION	\$ 47,508

Statement of Changes in Fiduciary Net Position
For Year Ended June 30, 2024

	Custodial Funds
ADDITIONS	
Student activities	\$ 22,834
TOTAL ADDITIONS	\$ 22,834
 DEDUCTIONS	
Student activities	\$ 17,592
TOTAL DEDUCTIONS	\$ 17,592
Change in net position	\$ 5,242
NET POSITION - BEGINNING	42,266
NET POSITION - ENDING	\$ 47,508

OSWEGO COUNTY
BOARD OF COOPERATIVE EDUCATIONAL SERVICES

Notes To The Basic Financial Statements

June 30, 2024

I. Summary of Significant Accounting Policies:

The financial statements of the Oswego County Board of Cooperative Educational Services, New York (the BOCES) have been prepared in conformity with generally accepted accounting principles (GAAP) as applied to government units. The Governmental Accounting Standards Board (GASB) is the accepted standard setting body for establishing governmental accounting and financial reporting principles. The more significant of the BOCES' accounting policies are described below.

A. Reporting Entity

The Oswego County Board of Cooperative Educational Services is governed by the laws of New York State. The BOCES is an independent entity governed by an elected Board consisting of nine members. The President of the Board serves as the chief fiscal officer and the Superintendent is the chief executive officer. The Board is responsible for, and controls all activities related to public school education within the BOCES. Board members have authority to make decisions, power to appoint management, and primary accountability for all fiscal matters.

The reporting entity of the BOCES is based upon criteria set forth by GASB Statement 14, *The Financial Reporting Entity*, as amended by GASB Statement 39, *Component Units* and GASB Statement No. 61, *The Financial Reporting Entity*. The financial reporting entity consists of the primary government, organizations for which the primary government is financially accountable and other organizations for which the nature and significance of their relationship with the primary government are such that exclusion would cause the reporting entity's financial statements to be misleading or incomplete.

Boards of Cooperative Educational Services were established by New York State legislation in 1948 to enable smaller school districts to offer more breadth in their educational programs by sharing teachers. In 1955, Legislation was passed allowing BOCES to provide vocational and special education. A BOCES is a voluntary, cooperative association of school districts in a geographic area that share planning, services and programs to provide educational and support activities more economically, efficiently and equitably than could be provided locally. BOCES provides instructional and support programs and services to the following nine school districts:

Altmar-Parish-Williamstown	Hannibal	Phoenix
Central Square	Mexico Academy	Pulaski
Fulton	Oswego City	Sandy Creek

BOCES programs and services include special education, vocational education, academic and alternative programs, summer schools, staff development, computer services (management and instructional), educational communication and cooperative purchasing.

(I.) (Continued)

The decision to include a potential component unit in the BOCES' reporting entity is based on several criteria including legal standing, fiscal dependency, and financial accountability. Based on the application of these criteria, the following is a brief review of certain entities included in the BOCES' reporting entity:

1. Extraclassroom Activity Funds

The extraclassroom activity funds of the BOCES represent funds of the students of the BOCES. The Board exercises general oversight of these funds. The extraclassroom activity funds are independent of the BOCES with respect to its financial transactions, and the designation of student management. Separate audited financial statements (cash basis) of the extraclassroom activity funds can be found at the BOCES' business office. The BOCES accounts for assets held for various student organizations in the fiduciary fund.

B. Basis of Presentation

1. BOCES-wide Financial Statements

The Statement of Net Position and the Statement of Activities present financial information about the BOCES' governmental activities. These statements include the financial activities of the overall government in its entirety, except those that are fiduciary. Eliminations have been made to minimize the double counting of internal transactions. Governmental activities generally are financed through state aid, sale of property and equipment, investment revenues and miscellaneous revenues which consist primarily of refunds from other BOCES. Operating grants include operating-specific and discretionary (either operating or capital) grants, while the capital grants column reflects capital specific grants.

The Statement of Activities presents a comparison between program expenses and program revenues for each function of the BOCES' governmental activities. Direct expenses are those that are specifically associated with and are clearly identifiable to a particular function. Indirect expenses, principally employee benefits, are allocated to functional areas in proportion to the payroll expended for those areas. Program revenues include charges paid by the recipients of goods or services offered by the programs, and grants and contributions that are restricted to meeting the operational or capital requirements of a particular program. Revenues that are not classified as program revenues are presented as general revenues.

2. Fund Statements

The fund statements provide information about the BOCES funds, including fiduciary funds. Separate statements for each fund category (governmental and fiduciary) are presented. The emphasis of fund financial statements is on major governmental funds, each displayed in a separate column. All remaining governmental funds are aggregated and reported as nonmajor funds.

The BOCES reports the following governmental funds:

(I.) (Continued)

a. **Major Governmental Funds**

General Fund - This is the BOCES primary operating fund. It accounts for all financial transactions that are not required to be accounted for in another fund.

Special Aid Fund - This fund accounts for the proceeds of specific revenue sources, such as federal and state grants, that are legally restricted to expenditures for specified purposes, and other activities whose funds are restricted as to use. These legal restrictions may be imposed either by governments that provide the funds, or by outside parties.

Capital Projects Fund - Used to account for the acquisition construction or major repair of capital facilities.

b. **Nonmajor Governmental Funds**

Miscellaneous Special Revenue Fund – used to account for and report those revenues that are restricted or committed to expenditures for specified purposes.

c. **Fiduciary Funds** - Fiduciary activities are those in which the BOCES acts as trustee or agent for resources that belong to others. These activities are not included in the BOCES-wide financial statements, because their resources do not belong to the BOCES, and are not available to be used.

Custodial Funds - These funds are strictly custodial in nature and do not involve the measurement of results of operations. Assets are held by the BOCES as agent for various student groups or extraclassroom activity funds.

C. **Measurement Focus, Basis of Accounting**

Accounting and financial reporting treatment is determined by the applicable measurement focus and basis of accounting. Measurement focus indicates the type of resources being measured such as current financial resources or economic resources. The basis of accounting indicates the timing of transactions or events for recognition in the financial statements.

The BOCES-wide and fiduciary fund financial statements are reported using the economic resources measurement focus and the accrual basis of accounting. Revenues are recorded when earned and expenses are recorded at the time liabilities are incurred, regardless of when the related cash transaction takes place. Nonexchange transactions, in which the BOCES gives or receives value without directly receiving or giving equal value in exchange, include property taxes, grants and donations. Component tuitions together with state and federal aid for grants are susceptible to accrual and have been recognized as revenues of the current fiscal period.

The fund financial statements are reported using the current financial resources measurement focus and the modified accrual basis of accounting. Under this method, revenues are recognized when measurable and available. The BOCES considers all revenues reported in the governmental funds to be available if the revenues are collected within one year after the end of the fiscal year.

(I.) (Continued)

Expenditures are recorded when the related fund liability is incurred, except for principal and interest on general long-term debt, claims and judgments, and compensated absences, which are recognized as expenditures to the extent they have matured. General capital asset acquisitions are reported as expenditures in governmental funds. Proceeds of general long-term debt and acquisitions under capital leases are reported as other financing sources.

D. Restricted Resources

When an expense is incurred for purposes for which both restricted and unrestricted net position are available, the BOCES' policy concerning which to apply first varies with the intended use, and with associated legal requirements, many of which are described elsewhere in these notes.

E. Interfund Transactions

The operations of the BOCES include transactions between funds. These transactions may be temporary in nature, such as with interfund borrowing. The BOCES typically loans resources between funds for the purpose of providing cash flow. These interfund receivables and payables are expected to be repaid within one year. Permanent transfers of funds include the transfer of expenditures and revenues to provide financing or other services.

In the BOCES-wide statements, the amounts reported on the Statement of Net Position for interfund receivables and payables represent amounts due between different fund types (governmental activities and fiduciary funds). Eliminations have been made for all interfund receivables and payables between the funds.

The governmental funds report all interfund transactions as originally recorded. Interfund receivables and payables may be netted on the accompanying governmental funds balance sheet when it is the BOCES' practice to settle these amounts at a net balance based upon the right of legal offset.

Refer to Note VII for a detailed disclosure by individual fund for interfund receivables and payables.

F. Estimates

The preparation of financial statements in conformity with accounting principles generally accepted in the United States of America requires management to make estimates and assumptions that affect the reported amount of assets, deferred outflows of resources, liabilities, and deferred inflows of resources and disclosure of contingent assets and liabilities at the date of the financial statements and the reported revenues and expenses/expenditures during the reporting period. Actual results could differ from those estimates. Estimates and assumptions are made in a variety of areas, including computation of encumbrances, compensated absences, potential contingent liabilities and useful lives of long-lived assets.

G. Cash and Cash Equivalents

The BOCES' cash and cash equivalents consist of cash on hand, demand deposits, and short-term investments with original maturities of three months or less from the date of acquisition.

(I.) (Continued)

New York State Law governs the BOCES' investment policies. Resources must be deposited in FDIC-insured commercial banks or trust companies located within the State. Permissible investments include obligations of the United States Treasury, United States Agencies, repurchase agreements and obligations of New York State or its localities.

Collateral is required for demand and time deposits and certificates of deposit not covered by FDIC insurance. Obligations that may be pledged as collateral are obligations of the United States and its agencies and obligations of the State and its municipalities and Districts.

H. Receivables

Receivables are shown net of an allowance for uncollectible accounts, when applicable.

In addition, the BOCES will report a receivable relating to a lease arrangement. The receivable is recorded at the present value of the future payments and recognized over the life of the lease.

No allowance for uncollectible accounts has been provided since it is believed that such allowance would not be material.

I. Inventory and Prepaid Items

Inventories of food and/or supplies for school lunch are recorded at cost on a first-in, first-out basis or, in the case of surplus food, at stated value which approximates market. Purchases of inventoriable items in other funds are recorded as expenditures at the time of purchase, and are considered immaterial in amount.

Prepaid items represent payments made by the BOCES for which benefits extend beyond year end. These payments to vendors reflect costs applicable to future accounting periods and are recorded as prepaid items in both the BOCES-wide and fund financial statements. These items are reported as assets on the statement of net position or balance sheet using the consumption method. A current asset for the prepaid amounts is recorded at the time of purchase and an expense/expenditure is reported in the year the goods or services are consumed.

J. Capital Assets

In the BOCES-wide financial statements, capital assets are accounted for at historical cost or estimated historical cost if actual is unavailable, except for donated capital assets which are recorded at their acquisition value at the date of donation.

Depreciation of all exhaustible capital assets is recorded as an allocated expense in the Statement of Activities, with accumulated depreciation reflected in the Statement of Net Position. Depreciation is provided over the assets' estimated useful lives using the straight-line method of depreciation. The range of estimated useful lives and capitalization threshold by type of assets is as follows:

(I.) (Continued)

<u>Class</u>	<u>Capitalization Threshold</u>	<u>Depreciation Method</u>	<u>Estimated Useful Life</u>
Buildings	\$ 50,000	SL	25-50 Years
Machinery and Equipment	\$ 5,000	SL	5-20 Years

The investment in infrastructure type assets have not been segregated for reporting purposes since all costs associated with capital projects are consolidated and reported as additions to buildings and improvements.

K. Right To Use Assets

The BOCES-wide financial statements, right-to-use-assets are reported within the major class of the underlying asset and valued at the future minimum lease payment. Amortization is 3 years based on the contract terms and/or estimated replacement of the assets.

L. Unearned Revenue

The BOCES reports unearned revenues on its Statement of Net Position and its Balance Sheet. On the Statement of Net Position, unearned revenue arises when resources are received by the BOCES before it has legal claim to them, as when grant monies are received prior to incurrence of qualifying expenditures. In subsequent periods, when the BOCES has legal claim to resources, the liability for unearned revenue is removed and revenue is recognized.

M. Deferred Outflows and Inflows of Resources

In addition to assets, the Statement of Net Position will sometimes report a separate section for deferred outflows of resources. This separate financial statement element, *deferred outflows of resources*, represents a consumption of net position that applies to a future period and so will not be recognized as an outflow of resources (expenses/expenditure) until that time.

In addition to liabilities, the statement of net position will sometimes report a separate section for deferred inflows of resources. This separate financial statement element, *deferred inflows of resources*, represents an acquisition of net position that applies to a future period(s) and so will not be recognized as an inflow of resources (revenue) until that time.

N. Vested Employee Benefits

1. Compensated Absences

It is BOCES policy to pay employees for unused vacation and compensatory time when there is a separation from service. BOCES has funded vested sick days for all employees aged 40 and over based on the contractual agreements in effect at the balance sheet date. The BOCES estimates those employees older than age 55 to be current.

(I.) (Continued)

For governmental activities, the current portion of this liability is accrued in the appropriate fund and any long-term portion has been reported as part of the employee benefit accrued liability reserve. On the BOCES-wide Statement of Net Assets these amounts are reported as long-term obligations with the current amount reported as due in one year and the long term portion is reported as due in more than one year.

O. Other Benefits

BOCES employees participate in the New York State Employees' Retirement System and the New York State Teachers' Retirement System.

BOCES employees may choose to participate in the BOCES' elective deferred compensation plans established under Internal Revenue Code Sections 403(b) and 457.

In addition to providing pension benefits, the BOCES provides post-employment health coverage to retired employees in accordance with the provision of various employment contracts in effect at the time of retirement. Substantially all of the BOCES' employees may become eligible for these benefits if they reach normal retirement age while working for the BOCES. Health care benefits are provided through plans whose premiums are based on the benefits paid during the year. The cost of providing post-retirement benefits may be shared between the BOCES and the retired employee. The BOCES recognizes the cost of providing health insurance by recording its share of insurance premiums as an expenditure.

P. Accrued Liabilities and Long-Term Obligations

Payables, accrued liabilities, and long-term obligations are reported in the BOCES-wide financial statements. In the governmental funds, payables and accrued liabilities are paid in a timely manner and in full from current financial resources. Claims and judgments, other postemployment benefits payable and compensated absences that will be paid from governmental funds are reported as a liability in the funds financial statements only to the extent that they are due for payment in the current year. Bonds and other long-term obligations that will be paid from governmental funds are recognized as a liability in the fund financial statements when due.

Long-term obligations represent the BOCES' future obligations or future economic outflows. The liabilities are reported as due in one year or due within more than one year in the Statement of Net Position.

Q. Equity Classifications

1. BOCES-Wide Statements

In the BOCES-wide statements there are three classes of net position:

a. Net Investment in Capital Assets - consists of net capital assets (cost less accumulated depreciation) reduced by outstanding balances of related debt obligations from the acquisition, constructions or improvements of those assets.

(I.) (Continued)

b. **Restricted Net Position** - reports net position when constraints placed on the assets or deferred outflows of resources are either externally imposed by creditors (such as through debt covenants), grantors, contributors, or laws or regulations of other governments, or imposed by law through constitutional provisions or enabling legislation.

On the Statement of Net Position the following balances represent the restricted for other purposes:

	<u>Total</u>
Unemployment Costs	\$ 695,223
Liability	763,389
Misc. Special Revenue	<u>56,053</u>
Total Net Position - Restricted for Other Purposes	<u>\$ 1,514,665</u>

c. **Unrestricted Net Position** - reports the balance of net position that does not meet the definition of the above two classifications. The reported deficit of \$149,313,726 at year end is the result of full implementation of GASB #75 regarding retiree health.

2. **Fund Statements**

In the fund basis statements there are five classifications of fund balance:

a. **Restricted Fund Balances** – Includes amounts with constraints placed on the use of resources either externally imposed by creditors, grantors, contributors, or laws or regulations of other governments; or imposed by law through constitutional provisions or enabling legislation. All encumbrances of funds other than the general fund are classified as restricted fund balance. The BOCES has established the following restricted fund balances:

Capital Reserve for Equipment - Established to fund the purchase of new technology equipment in accordance with New York State guidelines.

Employee Benefit Accrued Liability Reserve - According to General Municipal Law §6-p, must be used for the payment of accrued employee benefits due to an employee upon termination of the employee’s service. This reserve may be established by a majority vote of the Board, and is funded by budgetary appropriations and such other reserves and funds that may be legally appropriated.

Liability Reserve - As allowed by Education Law Sections 1709.8-c and 1950.4-cc, is used to pay for property loss and liability claims incurred. This reserve may not in total exceed 3% of the annual budget or \$15,000, whichever is greater. This type of reserve may be utilized only by school districts, except a city school district with a population greater than 125,000. This reserve is accounted for in the General Fund.

(I.) (Continued)

Retirement Contribution Reserve - According to General Municipal Law §6-r, must be used financing retirement contributions. The reserve must be accounted for separate and apart from all other funds and a detailed report of the operation and condition of the fund must be provided to the Board.

Teachers' Retirement Reserve – General Municipal Law §6-r was amended to include a Teachers' Retirement Reserve (TRS) sub-fund. The reserve has an annual funding limit of 2% of the prior year TRS salaries and a maximum cumulative total balance of 10% of the previous years' TRS salary.

Unemployment Insurance Reserve - According to General Municipal Law §6-m, must be used to pay the cost of reimbursement to the State Unemployment Insurance Fund for payments made to claimants where the employer has elected to use the benefit reimbursement method. The reserve may be established by Board action and is funded by budgetary appropriations and such other funds as may be legally appropriated. Within sixty days after the end of any fiscal year, excess amounts may either be transferred to another reserve or the excess applied to the appropriations of the next succeeding fiscal year's budget. If the BOCES elects to convert to tax (contribution) basis, excess resources in the fund over the sum sufficient to pay pending claims may be transferred to any other reserve fund.

Encumbrances - Encumbrance accounting, under which purchase orders, contracts and other commitments of expenditures are recorded for budgetary control purposes in order to reserve applicable appropriations, is employed as a control in preventing over-expenditure of established appropriations. Open encumbrances are reported as restricted fund balance in all funds other than the General Fund and the School Lunch Fund, since they do not constitute expenditures or liabilities and will be honored through budget appropriations in the subsequent year.

Restricted fund balances include the following:

	<u>Total</u>
<u>General Fund -</u>	
CTE Equipment Reserve	\$ 1,204,791
Retirement Contribution - ERS	1,554,559
Retirement Contribution - TRS	1,043,728
Unemployment	695,223
Liability	763,389
Employee Benefit Accrued Liability	1,404,730
<u>Miscellaneous Revenue Fund</u>	
Various Scholarships	56,053
<u>Capital Fund -</u>	
Capital Project	4,875,045
Total Restricted Fund Balance	<u>\$ 11,597,518</u>

(I.) (Continued)

b. **Assigned Fund Balance** – Includes amounts that are constrained by the BOCES’ intent to be used for specific purposes, but are neither restricted nor committed. All encumbrances of the General Fund are classified as assigned fund balance. Encumbrances represent purchase commitments made by the BOCES’ purchasing agent through their authorization of a purchase order prior to year-end. The BOCES assignment is based on the functional level of expenditures.

Significant encumbrances for the general fund, management has determined are amounts in excess of \$102,000 for the General Fund and \$4,800 for Capital Fund which are summarized below:

- Career and Technical Education: \$735,979
- Instruction for the handicapped: \$470,411
- General Instruction: \$360,712
- Instructional Support: \$168,412
- Other Services: \$123,006
- Capital Outlay: \$2,097,040

Assigned fund balances include the following:

	<u>Total</u>
General Fund - Encumbrances	\$ 1,977,482

c. **Unassigned Fund Balance** –Includes all other general fund amounts that do not meet the definition of the above four classifications and are deemed to be available for general use by the BOCES. In funds other than the general fund, the unassigned classification is used to report a deficit fund balance resulting from overspending for specific purposes for which amounts had been restricted or assigned.

3. **Order of Use of Fund Balance**

The BOCES’ policy is to apply expenditures against nonspendable fund balance, restricted fund balance, committed fund balance, assigned fund balance, and unassigned fund balance at the end of the fiscal year. For all funds, nonspendable fund balances are determined first and then restricted fund balances for specific purposes are determined. Any remaining fund balance amounts for funds other than the general fund are classified as restricted fund balance. In the general fund, the remaining amounts are reported as unassigned. Assignments of fund balance cannot cause a negative unassigned fund balance.

R. **New Accounting Standards**

The BOCES has adopted all current Statements of the Governmental Accounting Standards Board (GASB) that are applicable. At June 30, 2024, the BOCES implemented the following new standards issued by GASB:

(I.) (Continued)

GASB has issued Statement No. 99, *Omnibus 2022 (financial guarantees and derivative instruments)*.

GASB has issued Statement No. 100, *Accounting Changes and Error Corrections – an Amendment of GASB Statement No. 62*.

S. Future Changes in Accounting Standards

GASB has issued Statement No. 101, *Compensated Absences*, which will be effective for fiscal years beginning after December 15, 2023.

GASB has issued Statement No. 102, *Certain risk Disclosures*, which will be effective for fiscal years beginning after June 15, 2024.

GASB has issued Statement No. 103, *Financial Reporting Model Improvements*, which will be effective for fiscal years beginning after June 15, 2025.

The BOCES will evaluate the impact each of these pronouncements may have on its financial statements and will implement them as applicable and when material.

II. Restatement of Fund Balance

During the year ended June 30, 2024, changes to or within the financial reporting entity resulted in restatements of beginning nonmajor fund balance, as follows:

	<u>Nonmajor Fund Balance</u>
Nonmajor fund balance beginning of year, as previously stated	\$ 1,662,099
Capital Projects Fund previously reported as nonmajor	(1,622,958)
Nonmajor fund balance beginning of year, restated	<u><u>\$ 39,141</u></u>

III. Stewardship, Compliance and Accountability:

By its nature as a local government unit, the BOCES is subject to various federal, state and local laws and contractual regulations. An analysis of the BOCES' compliance with significant laws and regulations and demonstration of its stewardship over BOCES resources follows.

A. Budgetary Information

Section 1950 §4(b) of the Education Law required adoption of a final budget by no later than May 15, of the ensuing year.

BOCES administration prepares a proposed administrative, capital and program budget, as applicable, for approval by members of the BOCES board for the general fund.

(III.) (Continued)

Appropriations for educational services are adopted at the program level and lapse at the end of each fiscal year.

A tentative administrative budget is provided to the component BOCES' for adoption by resolution. Approval of the tentative administrative budget requires the approval of a majority of the component school boards actually voting. During the current year, the administrative budget was approved by a majority of its voting component school boards.

Budgets are adopted annually on a basis consistent with generally accepted accounting principles. Appropriations authorized for the current year are increased by the amount of encumbrances carried forward from the prior year. The Special Revenue Funds have not been included in the budget and actual comparison because they do not have legally authorized (appropriated) budgets.

The BOCES Board can approve budget revisions based upon requests for additional services and surplus revenues.

Budget(s) are adopted annually on a basis consistent with generally accepted accounting principles. Appropriations authorized for the current year are increased by the amount of encumbrances carried forward from the prior year.

B. Deficit Net Position

The BOCES-wide net position had a deficit at June 30, 2024 of \$103,727,987. The deficit is the result of the implementation of GASB Statement 75, "Accounting and Financial Reporting by Employers for Postemployment Benefits Other Than Pensions", which required the recognition of an unfunded liability of \$124,370,644 at June 30, 2024. Since New York State Laws provide no mechanism for funding the liability, the subsequent accruals are expected to increase the deficit.

C. Deficit Fund Balance – Special Aid Fund

The Pre-school/Summer School program reports a deficit fund balance totaling \$1,230,413, and the Center for Career and Community Education reports a deficit fund balance totaling \$167,966. As a result of these program deficits, the overall fund balance of the Special Aid Fund reports a deficit of \$1,337,511. The BOCES has decided to transition the Pre-school program to a private sector and is working to enhance the health occupations program.

IV. Cash and Cash Equivalents

Credit risk: In compliance with the State Law, BOCES investments are limited to obligations of the United States of America, obligations guaranteed by agencies of the United States of America where the payment of principal and interest are guaranteed by the United States of America, obligations of the State, time deposit accounts and certificates of deposit issued by a bank or trust company located in, and authorized to do business in, the State, and obligations issued by other municipalities and authorities within the State.

Concentration of Credit risk: To promote competition in rates and service cost, and to limit the risk of institutional failure, BOCES deposits and investments are placed with multiple institutions. The BOCES' investment policy limits the amounts that may be deposited with any one financial institution.

(IV.) (Continued)

Interest rate risk: The BOCES has an investment policy that limits investment maturities as a means of managing its exposure to fair value losses arising from rising interest rates.

The BOCES' aggregate bank balances (disclosed in the financial statements), included balances not covered by depository insurance at year end, collateralized as follows:

Uncollateralized	\$	-
Collateralized with Securities held by the Pledging Financial Institution		12,074,035
Collateralized within Trust Department or Agent		2,091,603
Total		\$ 14,165,638

Restricted cash represents cash and cash equivalents where use is limited by legal requirements. These assets represent amounts required by statute to be reserved for various purposes. Restricted cash as of year-end included \$11,597,518 within the governmental funds and \$47,508 in the fiduciary funds.

V. Investment Pool

The BOCES participates in a multi-municipal cooperative investment pool agreement pursuant to New York State General Municipal Law Article 5-G, §119-O, whereby it holds a portion of the investments in cooperation with other participants. The investments are highly liquid and are considered to be cash equivalents.

Total investments of the cooperative as of year end are \$12,115,278, which consisted of \$1,989,329 in repurchase agreements, \$8,301,389 in U.S. Treasury Securities, \$237,459 in FDIC insured deposits and \$1,587,101 in collateralized bank deposits, with various interest rates and due dates.

The following amounts are included as unrestricted and restricted cash:

<u>Fund</u>	<u>Bank Amount</u>	<u>Carrying Amount</u>	<u>Type of Investment</u>
General	\$ 12,115,278	\$ 12,115,278	NYCLASS

VI. Receivables

Receivables at June 30, 2024 for individual major funds and nonmajor funds, including the applicable allowances for uncollectible accounts, are as follows:

<u>Description</u>	<u>Governmental Activities</u>		
	<u>General Fund</u>	<u>Special Aid Fund</u>	<u>Total</u>
Accounts Receivable-Charges for Services	\$ 1,261,482	\$ 42,446	\$ 1,303,928
Due From State and Federal	13,983,967	468,517	14,452,484
Total Receivables	\$ 15,245,449	\$ 510,963	\$ 15,756,412

VII. Interfund Receivables and Payables

Interfund Receivables and Payables at June 30, 2024 were as follows:

	Interfund	
	<u>Receivables</u>	<u>Payables</u>
General Fund	\$ 2,440,501	\$ 2,701,846
Special Aid Fund	-	2,440,501
Capital Projects Fund	2,701,846	-
Total	<u>\$ 5,142,347</u>	<u>\$ 5,142,347</u>

Interfund receivables and payables between governmental activities are eliminated on the Statement of Net Position. The BOCES typically loans resources between funds for the purpose of mitigating the effects of transient cash flow issues. All interfund payables are not necessarily expected to be repaid within one year.

VIII. Capital Assets and Lease Assets

Capital asset balances and activity were as follows:

<u>Type</u>	<u>Balance</u>			<u>Balance</u>
	<u>7/1/2023</u>	<u>Additions</u>	<u>Deletions</u>	<u>6/30/2024</u>
<u>Governmental Activities:</u>				
<u>Capital Assets that are not Depreciated -</u>				
Land	\$ 312,500	\$ -	\$ -	\$ 312,500
Work in progress	529,427	174,741	529,427	174,741
<i>Total Nondepreciable</i>	<u>\$ 841,927</u>	<u>\$ 174,741</u>	<u>\$ 529,427</u>	<u>\$ 487,241</u>
<u>Capital Assets that are Depreciated -</u>				
Buildings and Improvements	\$ 45,041,379	\$ 529,880	\$ -	\$ 45,571,259
Machinery and equipment	10,186,966	2,263,230	269,389	12,180,807
<i>Total Depreciated Assets</i>	<u>\$ 55,228,345</u>	<u>\$ 2,793,110</u>	<u>\$ 269,389</u>	<u>\$ 57,752,066</u>
<u>Less Accumulated Depreciation -</u>				
Buildings and Improvements	\$ 11,508,114	\$ 1,637,552	\$ -	\$ 13,145,666
Machinery and equipment	8,121,819	1,252,144	238,349	9,135,614
<i>Total Accumulated Depreciation</i>	<u>\$ 19,629,933</u>	<u>\$ 2,889,696</u>	<u>\$ 238,349</u>	<u>\$ 22,281,280</u>
<i>Total Capital Assets Depreciated, Net of Accumulated Depreciation</i>	<u>\$ 35,598,412</u>	<u>\$ (96,586)</u>	<u>\$ 31,040</u>	<u>\$ 35,470,786</u>
Total Capital Assets	<u>\$ 36,440,339</u>	<u>\$ 78,155</u>	<u>\$ 560,467</u>	<u>\$ 35,958,027</u>

(VIII.) (Continued)

Depreciation expense for the period was charged to functions/programs as follows:

<u>Governmental Activities:</u>	
Administration	\$ 86,691
Career and Tech Education	1,330,127
Instruction for the Handicapped	726,758
Itinerant Services	42,479
General Instruction	553,955
Instructional Support	110,097
Other Services	39,589
Total Depreciation Expense	<u><u>\$ 2,889,696</u></u>

IX. Long-Term Debt Obligations

Long-term liability balances and activity for the year are summarized below:

<u>Governmental Activities:</u>	<u>Balance</u> <u>7/1/2023</u>	<u>Additions</u>	<u>Deletions</u>	<u>Balance</u> <u>6/30/2024</u>	<u>Due Within</u> <u>One Year</u>
<u>Bonds and Notes Payable -</u>					
Installment Purchase Debt	\$ 643,740	\$ 1,553,455	\$ 1,042,704	\$ 1,154,491	\$ 629,346
Energy Performance Contracts	974,766	-	159,451	815,315	160,643
Total Bonds and Notes Payable	<u>\$ 1,618,506</u>	<u>\$ 1,553,455</u>	<u>\$ 1,202,155</u>	<u>\$ 1,969,806</u>	<u>\$ 789,989</u>
<u>Other Liabilities -</u>					
Net Pension Liability	\$ 6,430,224	\$ -	\$ 1,888,780	\$ 4,541,444	\$ -
OPEB	120,781,261	3,589,383	-	124,370,644	-
Compensated Absences	2,373,583	137,503	-	2,511,086	1,106,356
Total Other Liabilities	<u>\$ 129,585,068</u>	<u>\$ 3,726,886</u>	<u>\$ 1,888,780</u>	<u>\$ 131,423,174</u>	<u>\$ 1,106,356</u>
Total Long-Term Obligations	<u>\$ 131,203,574</u>	<u>\$ 5,280,341</u>	<u>\$ 3,090,935</u>	<u>\$ 133,392,980</u>	<u>\$ 1,896,345</u>

Additions and deletions are shown net.

Existing serial and statutory bond obligations:

<u>Description</u>	<u>Original</u> <u>Amount</u>	<u>Issue</u> <u>Date</u>	<u>Final</u> <u>Maturity</u>	<u>Interest</u> <u>Rate</u>	<u>Amount</u> <u>Outstanding</u> <u>6/30/2024</u>
<u>Installment Purchase Debt -</u>					
Installment Purchase Debt	\$ 223,922	2023	2025	5.50%	\$ 76,893
Installment Purchase Debt	\$ 157,384	2023	2025	6.170%	52,794
Installment Purchase Debt	\$ 206,057	2023	2024	6.000%	136,600
Installment Purchase Debt	\$ 177,398	2024	2024	7.100%	114,639
Installment Purchase Debt	\$ 1,170,000	2024	2024	4.650%	773,565
Total Installment Purchase Debt					<u>\$ 1,154,491</u>
<u>Energy Performance Contracts -</u>					
Energy Performance Contract - Refinance	\$ 1,289,490	2021	2029	1.50%	\$ 815,315
Total Energy Performance Contracts					<u>\$ 815,315</u>

(IX.) (Continued)

The following is a summary of debt service requirements:

<u>Year</u>	<u>Energy Performance Contract</u>		<u>Installment Purchase Debt</u>	
	<u>Principal</u>	<u>Interest</u>	<u>Principal</u>	<u>Interest</u>
2025	\$ 160,643	\$ 10,988	\$ 629,346	\$ 59,793
2026	161,844	8,578	525,145	26,820
2027	163,054	6,149	-	-
2028	164,273	3,702	-	-
2029	165,501	1,237	-	-
Total	\$ 815,315	\$ 30,654	\$ 1,154,491	\$ 86,613

X. Deferred Inflows/Outflows of Resources

The following is a summary of the deferred inflows/outflows of resources:

	<u>Deferred Outflows</u>	<u>Deferred Inflows</u>
Pension	\$ 11,146,567	\$ 2,847,595
Leases	-	1,626,759
OPEB	12,856,547	40,320,129
Total	\$ 24,003,114	\$ 44,794,483

XI. Pension Plans

A. General Information

The BOCES participates in the New York State Teacher's Retirement System (TRS) and the New York State and Local Employee's Retirement System (ERS). These are cost-sharing multiple employer public employee retirement systems. The Systems offer a wide range of plans and benefits, which are related to years of service and final average salary, vesting of retirement benefits, death, and disability.

B. Provisions and Administration

A 10-member Board of Trustees of the New York State Teachers' Retirement Board administers TRS. TRS provides benefits to plan members and beneficiaries as authorized by the Education Law and the New York State Retirement and Social Security Law (NYSRSSL). Membership is mandatory and automatic for all full-time teachers, teaching assistants, guidance counselors and administrators employed in New York Public Schools and BOCES who elected to participate in TRS. Once a public employer elects to participate in the system, the election is irrevocable. The New York State Constitution provides that pension membership is a contractual relationship and plan benefits cannot be diminished or impaired. Benefits can be changed for future members only by enactment of a State statute. TRS issues a publicly available financial report that contains financial statements and required supplementary information. The report may be obtained by writing to NYSTRS, 10 Corporate Woods Drive, Albany, New York 12211-2395 or by referring to the TRS Comprehensive Annual Financial report, which can be found on the System's website at www.nystrs.org.

(XI.) (Continued)

ERS provides retirement benefits as well as death and disability benefits. The net position of the System is held in the New York State Common Retirement Fund (the Fund), which was established to hold all net assets and record changes in plan net position allocated to the System. The Comptroller of the State of New York serves as the trustee of the Fund and is the administrative head of the System. NYSRSSL govern obligations of employers and employees to contribute, and benefits to employees. Once a public employer elects to participate in the System, the election is irrevocable. The New York State Constitution provides that pension membership is a contractual relationship and plan benefits cannot be diminished or impaired. Benefits can be changed for future members only by enactment of a State statute. The BOCES also participates in the Public Employees' Group Life Insurance Plan (GLIP), which provides death benefits in the form of life insurance. The System is included in the State's financial report as a pension trust fund. ERS issues a publicly available financial report that includes financial statements and required supplementary information. That report may be obtained by writing to NYSERS, Office of the State Comptroller, 110 State Street, Albany, New York 12244 or by referring to the ERS Comprehensive Annual Report, which can be found at www.osc.state.ny.us/retire/publications/index.php.

C. Funding Policies

The Systems are noncontributory except for employees who joined after July 27, 1976, who contribute 3 percent of their salary for the first ten years of membership, and employees who joined on or after January 1, 2010 who generally contribute 3.0 to 3.5 percent of their salary for their entire length of service. In addition, employee contribution rates under ERS Tier 6 vary based on a sliding salary scale. For TRS, contribution rates are established annually by the New York State Teachers' Retirement Board pursuant to Article 11 of the Education Law. For ERS, the Comptroller annually certifies the actuarially determined rates expressly used in computing the employers' contributions for the ERS' fiscal year ended March 31. The BOCES paid 100% of the required contributions as billed by the TRS and ERS for the current year.

The BOCES' share of the required contributions, based on covered payroll paid for the BOCES' year ended June 30, 2024:

<u>Contributions</u>	<u>ERS</u>	<u>TRS</u>
2024	\$ 859,961	\$ 2,494,928

D. Pension Liabilities, Pension Expense, and Deferred Outflows of Resources and Deferred Inflows of Resources related to Pensions

At June 30, 2024, the BOCES reported the following asset/(liability) for its proportionate share of the net pension asset /(liability) for each of the Systems. The net pension asset/(liability) was measured as of March 31, 2024 for ERS and June 30, 2023 for TRS. The total pension asset/(liability) used to calculate the net pension asset/(liability) was determined by an actuarial valuation. The BOCES' proportion of the net pension asset/(liability) was based on a projection of the BOCES' long-term share of contributions to the Systems relative to the projected contributions of all participating members, actuarially determined. This information was provided by the TRS and ERS Systems in reports provided to the BOCES.

(XI.) (Continued)

	<u>ERS</u>	<u>TRS</u>
Measurement date	March 31, 2024	June 30, 2023
Net pension assets/(liability)	\$ (3,332,267)	\$ (1,209,177)
District's portion of the Plan's total net pension asset/(liability)	0.022632%	0.105736%

For the year ended June 30, 2024, the BOCES recognized pension expenses of \$1,503,172 for ERS and \$3,194,319 for TRS. At June 30, 2024 the BOCES' reported deferred outflows of resources and deferred inflows of resources related to pensions from the following sources:

	<u>Deferred Outflows of Resources</u>		<u>Deferred Inflows of Resources</u>	
	<u>ERS</u>	<u>TRS</u>	<u>ERS</u>	<u>TRS</u>
Differences between expected and actual experience	\$ 1,073,320	\$ 2,931,932	\$ 90,862	\$ 7,246
Changes of assumptions	1,259,855	2,603,322	-	567,380
Net difference between projected and actual earnings on pension plan investments	-	618,107	1,627,795	-
Changes in proportion and differences between the District's contributions and proportionate share of contributions	236,201	47,394	87,650	466,662
Subtotal	<u>\$ 2,569,376</u>	<u>\$ 6,200,755</u>	<u>\$ 1,806,307</u>	<u>\$ 1,041,288</u>
District's contributions subsequent to the measurement date	284,000	2,092,436	-	-
Grand Total	<u><u>\$ 2,853,376</u></u>	<u><u>\$ 8,293,191</u></u>	<u><u>\$ 1,806,307</u></u>	<u><u>\$ 1,041,288</u></u>

BOCES contributions subsequent to the measurement date which will be recognized as a reduction of the net pension liability in the year ended June 30, 2024. Other amounts reported as deferred outflows of resources and deferred inflows of resources related to pensions will be recognized in pension expense as follows:

<u>Year</u>	<u>ERS</u>	<u>TRS</u>
2024	\$ (567,530)	\$ 271,012
2025	671,905	(742,691)
2026	985,935	4,824,465
2027	(327,241)	360,369
2028	-	276,164
Thereafter	-	170,148
Total	<u><u>\$ 763,069</u></u>	<u><u>\$ 5,159,467</u></u>

(XI.) (Continued)

E. Actuarial Assumptions

The total pension liability as of the measurement date was determined by using an actuarial valuation as noted in the table below, with update procedures used to roll forward the total pension liability to the measurement date. The actuarial valuations used the following actuarial assumptions:

	<u>ERS</u>	<u>TRS</u>
Measurement date	March 31, 2024	June 30, 2023
Actuarial valuation date	April 1, 2023	June 30, 2022
Interest rate	5.90%	6.95%
Salary scale	4.50%	5.18%-1.95%
Decrement tables	April 1, 2016- March 31, 2020 System's Experience	July 1, 2015- June 30, 2020 System's Experience
Inflation rate	2.90%	2.40%
COLA's	1.50%	1.30%

For ERS, annuitant mortality rates are based on April 1, 2015 – March 31, 2020 System experience with adjustments for mortality improvements based on the Society of Actuaries' Scale MP-2022. For TRS, annuitant mortality rates are based on plan member experience adjustments for mortality improvements based on Society of Actuaries Scale MP-2022.

The long-term rate of return on pension plan investments was determined using a building block method in which best estimate ranges of expected future real rates of return (expected returns net of investment expense and inflation) are developed for each major asset class. These ranges are combined to produce the long term expected rate of return by weighting the expected future real rates of return by the target asset allocation percentage and by adding expected inflation. Best estimates of the arithmetic real rates of return for each major asset class included in the target asset allocation as of March 31, 2024 are summarized as follows:

(XI.) (Continued)

Long Term Expected Rate of Return		
	<u>ERS</u>	<u>TRS</u>
Measurement date	March 31, 2024	June 30, 2023
<u>Asset Type -</u>		
Domestic equity	4.00%	6.80%
International equity	6.65%	7.60%
Global equity	0.00%	7.20%
Private equity	7.25%	10.10%
Real estate	4.60%	6.30%
Opportunistic portfolios	5.25%	0.00%
Real assets	5.79%	0.00%
Global bonds	0.00%	1.60%
Cash	0.25%	0.30%
Private debt	0.00%	6.00%
Real estate debt	0.00%	3.20%
High-yield bonds	0.00%	4.40%
Domestic fixed income	0.00%	2.20%
Fixed income	1.50%	0.00%
Credit	5.40%	0.00%

The real rate of return is net of the long-term inflation assumption of 2.9% for ERS and 2.4% for TRS.

F. Discount Rate

The discount rate used to calculate the total pension liability was 5.90% for ERS and 6.95% for TRS. The projection of cash flows used to determine the discount rate assumes that contributions from plan members will be made at the current contribution rates and that contributions from employers will be made at statutorily required rates, actuarially. Based upon the assumptions, the Systems' fiduciary net position was projected to be available to make all projected future benefit payments of current plan members. Therefore, the long term expected rate of return on pension plan investments was applied to all periods of projected benefit payments to determine the total pension liability.

G. Sensitivity of the Net Pension Liability to the Discount Rate Assumption

The following presents the BOCES' proportionate share of the net pension liability calculated using the discount rate of 5.90% for ERS and 6.95% for TRS, as well as what the BOCES' proportionate share of the net pension asset/(liability) would be if it were calculated using a discount rate that is 1-percentage-point lower (4.90% for ERS and 5.95% for TRS) or 1-percentage-point higher (6.90% for ERS and 7.95% for TRS) than the current assumption :

(XI.) (Continued)

	1% Decrease	Current	1% Increase
<u>ERS</u>	<u>(4.90%)</u>	<u>Assumption</u>	<u>(6.90%)</u>
Employer's proportionate share of the net pension asset (liability)	\$ (10,476,987)	\$ (3,332,267)	\$ 2,635,057

	1% Decrease	Current	1% Increase
<u>TRS</u>	<u>(5.95%)</u>	<u>Assumption</u>	<u>(7.95%)</u>
Employer's proportionate share of the net pension asset (liability)	\$ (18,416,379)	\$ (1,209,177)	\$ 13,262,824

H. Pension Plan Fiduciary Net Position

The components of the current year net pension asset/(liability) of the employers as of the respective valuation dates, were as follows:

	(In Thousands)	
	<u>ERS</u>	<u>TRS</u>
Measurement date	March 31, 2024	June 30, 2023
Employers' total pension liability	\$ 240,696,851	\$ 138,365,121,961
Plan net position	225,972,801	137,221,536,942
Employers' net pension asset/(liability)	<u>\$ (14,724,050)</u>	<u>\$ (1,143,585,019)</u>
Ratio of plan net position to the employers' total pension asset/(liability)	93.88%	99.20%

I. Payables to the Pension Plan

For ERS, employer contributions are paid annually based on the System's fiscal year which ends on March 31st. Accrued retirement contributions as of June 30, 2024 represent the projected employer contribution for the period of April 1, 2024 through June 30, 2024 based on paid ERS wages multiplied by the employer's contribution rate, by tier. Accrued retirement contributions as of June 30, 2024 amounted to \$284,000.

For TRS, employer and employee contributions for the fiscal year ended June 30, 2024 are paid to the System in September, October and November 2024 through a state aid intercept. Accrued retirement contributions as of June 30, 2024 represent employee and employer contributions for the fiscal year ended June 30, 2024 based on paid TRS wages multiplied by the employer's contribution rate, by tier and employee contributions for the fiscal year as reported to the TRS System. Accrued retirement contributions as of June 30, 2024 amounted to \$2,494,928.

XII. Postemployment Benefits

A. General Information About the OPEB Plan

Plan Description – The BOCES’ defined benefit OPEB plan, provides OPEB for all permanent full-time general and public safety employees of the BOCES. The plan is a single employer defined benefit OPEB plan administered by the BOCES. Article 11 of the State Compiled Statutes grants the authority to establish and amend the benefit terms and financing requirements to the BOCES Board. No assets are accumulated in a trust that meets the criteria in paragraph 4 of Statement 75.

Benefits Provided – The BOCES provides healthcare and life insurance benefits for retirees and their dependents. The benefit terms are dependent on which contract each employee falls under. The specifics of each contract are on file at the BOCES offices and are available upon request.

Employees Covered by Benefit Terms – At June 30, 2024, the following employees were covered by the benefit terms:

Inactive employees or beneficiaries currently receiving benefit payments	353
Active Employees	401
Total	754

B. Total OPEB Liability

The BOCES’ total OPEB liability of \$124,370,644 was measured as of June 30, 2024, and was determined by an actuarial valuation as of that date.

Actuarial Assumptions and Other Inputs – The total OPEB liability in the June 30, 2024 actuarial valuation was determined using the following actuarial assumptions and other inputs, applied to all periods included in the measurement, unless otherwise specified:

Inflation	2.70%
Salary Increases	Varied by years of service and retirement system
Discount Rate	4.21%
Healthcare Cost Trend Rates	6.5% for 2024 decreasing to an ultimate rate of 4.14% by 2076
Retirees' Share of Benefit-Related Costs	Retirees are responsible for 25 - 100% of projected health insurance

The discount rate was based on the Bond Buyer General Obligation 20-year Municipal Bond index.

Mortality rates were based on Pub-2010 Headcount-Weighted table, with adjustments for mortality improvements based on the Society of Actuaries’ Scale MP-2021.

(XII.) (Continued)

C. Changes in the Total OPEB Liability

Balance at June 30, 2023	\$ 120,781,261
<u>Changes for the Year -</u>	
Service cost	\$ 4,366,568
Interest	5,066,165
Differences between expected and actual experience	654,224
Changes in assumptions or other inputs	(1,486,063)
Benefit payments	(5,011,511)
Net Changes	<u>\$ 3,589,383</u>
Balance at June 30, 2024	<u>\$ 124,370,644</u>

Changes of assumptions and other inputs reflect a change in the discount rate from 4.13% in 2023 to 4.21% in 2024.

Sensitivity of the Total OPEB Liability to Changes in the Discount Rate – The following presents the total OPEB liability of the BOCES, as well as what the BOCES’ total OPEB liability would be if it were calculated using a discount rate that is 1-percentage-point lower (3.21 percent) or 1-percentage-point higher (5.21 percent) than the current discount rate:

	1% Decrease	Discount	1% Increase
	<u>(3.21%)</u>	<u>(4.21%)</u>	<u>(5.21%)</u>
Total OPEB Liability	\$ 145,005,920	\$ 124,370,644	\$ 107,818,287

Sensitivity of the Total OPEB Liability to Changes in the Healthcare Cost Trend Rates – The following presents the total OPEB liability of the BOCES, as well as what the BOCES’ total OPEB liability would be if it were calculated using healthcare cost trend rates that are 1-percentage-point lower or 1-percentage-point higher than the current healthcare cost trend rate:

	1% Decrease	Healthcare	1% Increase
	<u>(5.5%</u>	Cost Trend Rates	<u>(7.5%</u>
	Decreasing	Decreasing	Decreasing
	<u>to 3.14%)</u>	<u>to 4.14%)</u>	<u>to 5.14%)</u>
Total OPEB Liability	\$ 104,278,556	\$ 124,370,644	\$ 150,411,716

D. OPEB Expense and Deferred Outflows of Resources and Deferred Inflows of Resources Related to OPEB

For the year ended June 30, 2024, the BOCES recognized OPEB expense of \$4,103,624. At June 30, 2024, the BOCES reported deferred outflows of resources and deferred inflows of resources related to OPEB from the following sources:

(XII.) (Continued)

	<u>Deferred Outflows of Resources</u>	<u>Deferred Inflows of Resources</u>
Differences between expected and actual experience	\$ 3,361,093	\$ 11,984,438
Changes of assumptions	9,495,454	28,335,691
Total	\$ 12,856,547	\$ 40,320,129

Amounts reported as deferred outflows of resources and deferred inflows of resources related to OPEB will be recognized in OPEB expense as follows:

<u>Year</u>	
2025	\$ (3,561,803)
2026	(3,561,800)
2027	(8,486,163)
2028	(8,389,054)
2029	(3,345,927)
Thereafter	(118,835)
Total	\$ (27,463,582)

XIII. Risk Management

A. General Information

The BOCES is exposed to various risks of loss related to injuries to employees, theft, damages, natural disasters, etc. These risks are covered by commercial insurance purchased from independent third parties. Settled claims from these risks have not exceeded commercial insurance coverage for the past two years.

B. Workers' Compensation

The BOCES incurs costs related to the Onondaga/Cortland/Madison Self-Funded Workers' Compensation Consortium Plan (Plan) sponsored by the Board of Cooperative Educational Services, Onondaga/Cortland/Madison. The Plan's objectives are to furnish workers' compensation benefits to participating districts at a significant cost savings. Membership in the Plan may be offered to any school district with the approval of the Board of Directors. Voluntary withdrawal from the Plan may be effective only once annually on the last day of the Plan year as may be established by the Board of Directors. Notice of the Intention to Withdraw must be given in writing to the Chairperson of the Board of Directors and the Treasurer not less than sixty (60) days prior to the end of the Plan year.

(XIII.) (Continued)

Plan membership is currently comprised of nineteen members and Onondaga / Cortland / Madison BOCES. If a surplus of participants' assessments exists after the close of a Plan year, the Board may retain from such surplus an amount sufficient to establish and maintain a claim contingency fund. Surplus funds in excess of the amount transferred to or included in such contingency fund shall be applied in reduction of the next annual assessment or to the billing of Plan participants. All monies paid to the Treasurer by participants shall be commingled and administered as a common fund. No refunds shall be made to a participant and no assessments shall be charged to a participant other than the annual assessment. However, if it appears to the Board of Directors that the liabilities of the Plan will exceed its cash assets, after taking into account any "excess insurance", the Board shall determine the amount needed to meet such deficiency and shall assess such amount against all participants pro-rata per enrollee. Pursuant to General Municipal Law, the municipal agreement does not transfer risk.

The Plan purchases, on an annual basis, stop-loss insurance to limit its exposure for claims paid.

The Plan establishes a liability for both reported and unreported insured events, which includes estimates of both future payments of losses and related claim adjustment expenses. However, because actual claims costs depend on complex factors, the process used in computing claims liabilities does not necessarily result in an exact amount. Such claims are based on the ultimate cost of claims (including future claim adjustment expenses) that have been reported but not settled, and claims that have been incurred but not reported. Adjustments to claims liabilities are charged or credited to expenses in the periods in which they are made. During the year ended June 30, 2024, the BOCES incurred premiums or contribution expenditures totaling \$235,220.

The Plan financial information is available at the BOCES' administrative offices.

C. Self-Funded Medical Plan

The BOCES participates in a self-funded medical plan administered by UMR. The Plan is referred to as a premium credit plan. The BOCES pays actual claim expenses and administrative charges. The BOCES also, has stop-loss insurance coverage on specific claims in excess of \$150,000.

Liabilities are recorded when it is probable that an asset has been impaired or a liability has been incurred and the amount of loss can be reasonably estimated.

The incurred but not reported claims (IBNR's) are fully funded and reported in the General Fund as part of the other liabilities at June 30, 2024.

A reconciliation of the claims recorded for 2024 and 2023 are as follows:

	<u>2024</u>	<u>2023</u>
Beginning liabilities	\$ 2,173,859	\$ 2,121,752
Incurred claims	12,576,954	10,117,452
Claims payment	<u>(12,142,776)</u>	<u>(10,065,345)</u>
Ending liabilities	<u><u>\$ 2,608,037</u></u>	<u><u>\$ 2,173,859</u></u>

(XIII.) (Continued)

The following statistical information is presented:

<u>Year</u>	<u>Contribution Revenue</u>	<u>Incurred Claim Expense</u>
2024	\$ 12,142,776	\$ 12,576,954
2023	\$ 10,065,345	\$ 10,117,452
2022	\$ 5,879,853	\$ 5,837,770
2021	\$ 6,188,182	\$ 6,582,710
2020	\$ 4,873,639	\$ 4,734,698
2019	\$ 8,918,161	\$ 8,796,457
2018	\$ 9,457,761	\$ 9,744,981
2017	\$ 8,372,389	\$ 8,449,605
2016	\$ 8,041,322	\$ 8,188,348
2015	\$ 7,286,803	\$ 7,759,773

Contribution revenues consist of the expenditures charged to the funds plus the employee's payroll withholding plus the retiree's contribution. There are additional revenues which offset the claim expense such as rebates and refunds which are not included in contribution revenues.

The Plan has funded the incurred but not yet reported claims liability. The funding of this liability indicates that the plan's self-funded insurance program is fully funded.

D. Self-Funded Dental Plan

The BOCES self-insures for dental coverage for its employees. A third party administrator is used who is responsible for processing claims and estimating liabilities. BOCES does not carry excess insurance coverage relative to this plan. Expenditures are recorded as claims are presented for payment with a cap of \$1,000. Liabilities are reported when it is probable that a loss has occurred and the amount of loss can be reasonably estimated.

A reconciliation of the claims recorded for 2024 and 2023 are as follows:

	<u>2024</u>	<u>2023</u>
Beginning liabilities	\$ 35,483	\$ 32,989
Incurred claims	385,089	404,649
Claims payment	<u>(382,338)</u>	<u>(402,155)</u>
Ending liabilities	<u><u>\$ 38,234</u></u>	<u><u>\$ 35,483</u></u>

(XIII.) (Continued)

The following statistical information is presented:

<u>Year</u>	<u>Contribution Revenue</u>	<u>Incurred Claim Expense</u>
2024	\$ 382,338	\$ 385,089
2023	\$ 404,649	\$ 402,155
2022	\$ 326,791	\$ 329,892
2021	\$ 360,901	\$ 369,304
2020	\$ 276,867	\$ 266,708
2019	\$ 358,690	\$ 363,468
2018	\$ 327,515	\$ 331,780
2017	\$ 288,976	\$ 290,929
2016	\$ 286,591	\$ 287,764
2015	\$ 179,851	\$ 256,744

E. Unemployment

BOCES employees are entitled to coverage under the New York State Unemployment Insurance Law. The BOCES has elected to discharge its liability to the New York State Unemployment Insurance Fund (the Fund) by the benefit reimbursement method, a dollar-for-dollar reimbursement to the fund for benefits paid from the fund to former employees. The BOCES has established a self-insurance fund to pay these claims. The claim and judgment expenditures of this program for the 2023-24 fiscal year totaled \$19,820. The balance of the fund at June 30, 2024 was \$695,223 and is recorded in the General Fund as an Unemployment Insurance Reserve. In addition, as of June 30, 2024, no loss contingencies existed or were considered probable or estimable for incurred but not reported claims payable.

XIV. Commitments and Contingencies

A. Litigation

Two summons and complaints have been filed against the BOCES by former students for which the financial outcome, if any, cannot be determined. In addition, two notices of claim have been filed for which the financial outcome, if any, cannot be determined as of the date of this report.

B. Grants

The BOCES has received grants, which are subject to audit by agencies of the State and Federal Governments. Such audits may result in disallowances and a request for a return of funds. Based on prior years' experience, the BOCES' administration believes disallowances, if any, will be immaterial.

Required Supplementary Information
OSWEGO COUNTY
BOARD OF COOPERATIVE EDUCATIONAL SERVICES
Schedule of Changes in BOCES' Total OPEB Liability and Related Ratio
For Year Ended June 30, 2024

TOTAL OPEB LIABILITY							
	2024	2023	2022	2021	2020	2019	2018
Service cost	\$ 4,366,568	\$ 5,256,809	\$ 7,581,874	\$ 7,086,523	\$ 4,657,975	\$ 2,542,364	\$ 2,637,296
Interest	5,066,165	4,993,873	3,721,538	3,808,602	4,606,806	5,296,148	4,918,391
Changes in benefit terms	-	(268,623)	-	(5,799,377)	-	-	-
Differences between expected and actual experiences	654,224	(16,778,212)	698,698	4,778,201	1,236,448	14,726,060	-
Changes of assumptions or other inputs	(1,486,063)	(5,811,439)	(36,000,587)	(5,457,976)	33,234,089	(25,329,901)	(6,938,306)
Benefit payments	<u>(5,011,511)</u>	<u>(4,806,600)</u>	<u>(5,008,453)</u>	<u>(4,897,195)</u>	<u>(5,238,388)</u>	<u>(4,669,700)</u>	<u>(2,761,795)</u>
Net Change in Total OPEB Liability	\$ 3,589,383	\$ (17,414,192)	\$ (29,006,930)	\$ (481,222)	\$ 38,496,930	\$ (7,435,029)	\$ (2,144,414)
Total OPEB Liability - Beginning	\$ 120,781,261	\$ 138,195,453	\$ 167,202,383	\$ 167,683,605	\$ 129,186,675	\$ 136,621,704	\$ 138,766,118
Total OPEB Liability - Ending	\$ 124,370,644	\$ 120,781,261	\$ 138,195,453	\$ 167,202,383	\$ 167,683,605	\$ 129,186,675	\$ 136,621,704
Covered Employee Payroll	\$ 27,039,917	\$ 23,061,780	\$ 25,801,845	\$ 26,693,910	\$ 25,945,031	\$ 17,989,764	\$ 14,837,695
Total OPEB Liability as a Percentage of Covered Employee Payroll	459.95%	523.73%	535.60%	626.37%	646.30%	718.11%	920.77%

10 years of historical information is not available, and will be added each year subsequent to the year of implementation until 10 years of historical data is present.

Required Supplementary Information
OSWEGO COUNTY
BOARD OF COOPERATIVE EDUCATIONAL SERVICES
Schedule of the BOCES' Proportionate Share of the Net Pension Liability
For Year Ended June 30, 2024

NYSERS Pension Plan										
	<u>2024</u>	<u>2023</u>	<u>2022</u>	<u>2021</u>	<u>2020</u>	<u>2019</u>	<u>2018</u>	<u>2017</u>	<u>2016</u>	<u>2015</u>
Proportion of the net pension liability (assets)	0.0226315%	0.0206896%	0.0210454%	0.0193147%	0.0183698%	0.0164928%	0.0154429%	0.0143703%	0.0137042%	0.0131925%
Proportionate share of the net pension liability (assets)	\$ 3,332,267	\$ 4,436,683	\$ (1,720,378)	\$ 19,232	\$ 4,864,429	\$ 1,168,567	\$ 498,413	\$ 1,350,263	\$ 2,199,562	\$ 445,677
Covered-employee payroll	\$ 7,135,906	\$ 6,318,256	\$ 5,974,788	\$ 5,546,689	\$ 5,179,550	\$ 4,547,841	\$ 4,212,500	\$ 3,765,987	\$ 3,403,815	\$ 3,433,616
Proportionate share of the net pension liability (assets) as a percentage of its covered-employee payroll	46.697%	70.220%	-28.794%	0.347%	93.916%	25.695%	11.832%	35.854%	64.620%	12.980%
Plan fiduciary net position as a percentage of the total pension liability	93.88%	90.78%	103.65%	99.95%	86.39%	96.27%	98.24%	94.70%	90.70%	97.90%
NYSTRS Pension Plan										
	<u>2024</u>	<u>2023</u>	<u>2022</u>	<u>2021</u>	<u>2020</u>	<u>2019</u>	<u>2018</u>	<u>2017</u>	<u>2016</u>	<u>2015</u>
Proportion of the net pension liability (assets)	0.1057360%	0.1038900%	0.1042770%	0.1058170%	0.1019940%	0.0945860%	0.0832740%	0.0818090%	0.0803010%	0.0797730%
Proportionate share of the net pension liability (assets)	\$ 1,209,177	\$ 1,993,541	\$ (18,070,273)	\$ 2,924,007	\$ (2,649,808)	\$ (1,710,364)	\$ (632,963)	\$ 876,208	\$ (8,340,728)	\$ (8,886,223)
Covered-employee payroll	\$ 21,438,893	\$ 19,528,455	\$ 18,404,439	\$ 17,593,253	\$ 18,039,103	\$ 18,435,366	\$ 16,926,547	\$ 14,098,636	\$ 13,284,523	\$ 12,622,522
Proportionate share of the net pension liability (assets) as a percentage of its covered-employee payroll	5.640%	10.208%	-98.184%	16.620%	-14.689%	-9.278%	-3.739%	6.215%	-62.785%	-70.400%
Plan fiduciary net position as a percentage of the total pension liability	99.20%	98.60%	113.20%	97.80%	102.20%	101.53%	100.66%	99.01%	110.46%	111.48%

Required Supplementary Information
OSWEGO COUNTY
BOARD OF COOPERATIVE EDUCATIONAL SERVICES
Schedule of BOCES Contributions
For Year Ended June 30, 2024

NYSERS Pension Plan										
	<u>2024</u>	<u>2023</u>	<u>2022</u>	<u>2021</u>	<u>2020</u>	<u>2019</u>	<u>2018</u>	<u>2017</u>	<u>2016</u>	<u>2015</u>
Contractually required contributions	\$ 859,961	\$ 665,816	\$ 866,103	\$ 727,503	\$ 685,436	\$ 625,220	\$ 608,314	\$ 554,016	\$ 583,796	\$ 566,106
Contributions in relation to the contractually required contribution	<u>(859,961)</u>	<u>(665,816)</u>	<u>(866,103)</u>	<u>(727,503)</u>	<u>(685,436)</u>	<u>(625,220)</u>	<u>(608,314)</u>	<u>(554,016)</u>	<u>(583,796)</u>	<u>(566,106)</u>
Contribution deficiency (excess)	<u>\$ -</u>	<u>\$ -</u>	<u>\$ -</u>	<u>\$ -</u>	<u>\$ -</u>	<u>\$ -</u>	<u>\$ -</u>	<u>\$ -</u>	<u>\$ -</u>	<u>\$ -</u>
Covered-employee payroll	\$ 7,135,906	\$ 6,318,256	\$ 5,974,788	\$ 5,546,689	\$ 5,179,550	\$ 4,547,841	\$ 4,212,500	\$ 3,765,987	\$ 3,403,815	\$ 3,433,616
Contributions as a percentage of covered-employee payroll	12.05%	10.54%	14.50%	13.12%	13.23%	13.75%	14.44%	14.71%	17.15%	16.49%
NYSTRS Pension Plan										
	<u>2024</u>	<u>2023</u>	<u>2022</u>	<u>2021</u>	<u>2020</u>	<u>2019</u>	<u>2018</u>	<u>2017</u>	<u>2016</u>	<u>2015</u>
Contractually required contributions	\$ 2,494,928	\$ 2,125,678	\$ 1,922,941	\$ 1,776,876	\$ 1,705,091	\$ 1,753,270	\$ 1,658,802	\$ 1,711,591	\$ 1,786,991	\$ 1,914,855
Contributions in relation to the contractually required contribution	<u>(2,494,928)</u>	<u>(2,125,678)</u>	<u>(1,922,941)</u>	<u>(1,776,876)</u>	<u>(1,705,091)</u>	<u>(1,753,270)</u>	<u>(1,658,802)</u>	<u>(1,711,591)</u>	<u>(1,786,991)</u>	<u>(1,914,855)</u>
Contribution deficiency (excess)	<u>\$ -</u>	<u>\$ -</u>	<u>\$ -</u>	<u>\$ -</u>	<u>\$ -</u>	<u>\$ -</u>	<u>\$ -</u>	<u>\$ -</u>	<u>\$ -</u>	<u>\$ -</u>
Covered-employee payroll	\$ 21,438,893	\$ 19,528,455	\$ 18,404,439	\$ 17,593,253	\$ 18,039,103	\$ 18,435,366	\$ 16,926,547	\$ 14,098,636	\$ 13,284,523	\$ 12,622,522
Contributions as a percentage of covered-employee payroll	11.64%	10.89%	10.45%	10.10%	9.45%	9.51%	9.80%	12.14%	13.45%	15.17%

Required Supplementary Information
OSWEGO COUNTY
BOARD OF COOPERATIVE EDUCATIONAL SERVICES
Schedule of Revenues, Expenditures and
Changes in Fund Balance - Budget (Non-GAAP Basis) and Actual - General Fund
For Year Ended June 30, 2024

<u>REVENUES</u>	<u>Original Budget</u>	<u>Revised Budget</u>	<u>Current Year's Revenues</u>	<u>Variance Favorable (Unfavorable)</u>
Administration 001-002	\$ 10,559,185	\$ 10,569,216	\$ 10,428,122	\$ (141,094)
Career and Tech Education 100-199	11,027,846	11,041,286	11,006,497	(34,789)
Instruction for Handicapped 200-299	14,263,585	20,442,548	20,535,149	92,601
Itinerant 300-399	3,679,403	3,625,788	3,622,771	(3,017)
General Instruction 400-499	11,359,685	11,076,319	11,027,595	(48,724)
Instructional Support 500-599	13,210,826	15,130,046	15,013,344	(116,702)
Other Services 600-699	<u>16,384,915</u>	<u>12,528,987</u>	<u>10,609,673</u>	<u>(1,919,314)</u>
TOTAL REVENUES	<u>\$ 80,485,445</u>	<u>\$ 84,414,190</u>	<u>\$ 82,243,151</u>	<u>\$ (2,171,039)</u>

Required Supplementary Information
OSWEGO COUNTY
BOARD OF COOPERATIVE EDUCATIONAL SERVICES
Schedule of Revenues, Expenditures and
Changes in Fund Balance - Budget (Non-GAAP Basis) and Actual - General Fund
For Year Ended June 30, 2024

<u>EXPENDITURES</u>	<u>Original Budget</u>	<u>Revised Budget</u>	<u>Current Year's Expenditures</u>	<u>Encumbrances</u>	<u>Variance Favorable (Unfavorable)</u>
Administration 001-002	\$ 10,559,185	\$ 10,569,216	\$ 10,313,654	\$ 59,150	\$ 196,412
Career and Tech Education 100-199	11,027,846	11,041,286	10,839,367	735,979	(534,060)
Instruction for Handicapped 200-299	14,263,585	20,442,548	18,874,957	470,411	1,097,180
Itinerant 300-399	3,679,403	3,625,788	3,368,535	59,812	197,441
General Instruction 400-499	11,359,685	11,076,319	10,272,710	360,712	442,897
Instructional Support 500-599	13,210,826	15,130,046	14,426,013	168,412	535,621
Other Services 600-699	<u>16,384,915</u>	<u>12,528,987</u>	<u>9,757,391</u>	<u>123,006</u>	<u>2,648,590</u>
TOTAL EXPENDITURES	<u>\$ 80,485,445</u>	<u>\$ 84,414,190</u>	<u>\$ 77,852,627</u>	<u>\$ 1,977,482</u>	<u>\$ 4,584,081</u>
EXCESS (DEFICIENCY) OF REVENUE OVER EXPENDITURES	<u>\$ -</u>	<u>\$ -</u>	<u>\$ 4,390,524</u>		

Note to Required Supplementary Information:

A reconciliation is not necessary since encumbrances are presented in a separate column on this schedule.

Supplementary Information
OSWEGO COUNTY
BOARD OF COOPERATIVE EDUCATIONAL SERVICES
Analysis of Account A431 - School Districts
For Year Ended June 30, 2024

	2024
July 1, 2023 - DEBIT (CREDIT) BALANCE	\$ (2,919,863)
 DEBITS:	
Billings to school districts	\$ 80,742,279
Refund of balances made to school districts	5,872,246
Encumbrances - June 30, 2024	1,977,482
Total Debits	\$ 88,592,007
TOTAL	\$ 85,672,144
 CREDITS:	
Collections from school districts	\$ 82,748,394
Adjustment - credits to school districts - revenues in excess of expenditures	4,390,524
Change in deferred inflows	424,447
Encumbrances - June 30, 2023	2,304,693
Total Credits	\$ 89,868,058
June 30, 2024 - DEBIT (CREDIT) BALANCE	\$ (4,195,914)

Supplementary Information
OSWEGO COUNTY
BOARD OF COOPERATIVE EDUCATIONAL SERVICES
SCHEDULE OF CAPITAL PROJECTS FUND
PROJECT EXPENDITURES AND FINANCING RESOURCES
For Year Ended June 30, 2024

<u>Project Title</u>	<u>Expenditures</u>					<u>Unexpended Balance</u>	<u>Methods of Financing</u>				<u>Fund Balance</u>
	<u>Original Appropriation</u>	<u>Revised Appropriation</u>	<u>Prior Years</u>	<u>Current Year</u>	<u>Total</u>		<u>Obligations</u>	<u>Local Sources</u>	<u>Transfers</u>	<u>Total</u>	
Waterline project	\$ 333,875	\$ 333,875	\$ 275,769	\$ -	\$ 275,769	\$ 58,106	\$ -	\$ -	\$ 275,769	\$ 275,769	\$ -
BOCES wide project - 2011	35,423,055	35,423,055	35,416,111	-	35,416,111	6,944	-	35,432,182	(16,071)	35,416,111	-
Boiler	323,000	323,000	298,999	-	298,999	24,001	-	323,000	(24,001)	298,999	-
Culinary hood project	551,050	551,050	529,427	-	529,427	21,623	-	-	529,427	529,427	-
Stern Roof	1,875,000	1,875,000	-	-	-	1,875,000	-	1,875,000	-	1,875,000	1,875,000
Boiler	300,000	300,000	-	-	-	300,000	-	300,000	-	300,000	300,000
CMA Lab	-	-	-	-	-	-	-	7,000	-	7,000	7,000
Modular Classroom Project	1,800,000	2,866,846	-	174,741	174,741	2,692,105	-	1,842,144	1,025,642	2,867,786	2,693,045
Lease Activity	<u>1,553,455</u>	<u>1,553,455</u>	<u>-</u>	<u>1,553,455</u>	<u>1,553,455</u>	<u>-</u>	<u>1,553,455</u>	<u>-</u>	<u>-</u>	<u>1,553,455</u>	<u>-</u>
TOTAL	<u>\$ 42,159,435</u>	<u>\$ 43,226,281</u>	<u>\$ 36,520,306</u>	<u>\$ 1,728,196</u>	<u>\$ 38,248,502</u>	<u>\$ 4,977,779</u>	<u>\$ 1,553,455</u>	<u>\$ 39,779,326</u>	<u>\$ 1,790,766</u>	<u>\$ 43,123,547</u>	<u>\$ 4,875,045</u>

Supplementary Information
OSWEGO COUNTY
BOARD OF COOPERATIVE EDUCATIONAL SERVICES
SCHEDULE OF EXPENDITURES OF FEDERAL AWARDS
For Year Ended June 30, 2024

<u>Grantor / Pass - Through Agency</u> <u>Federal Award Cluster / Program</u>	<u>Assistance</u> <u>Listing</u> <u>Number</u>	<u>Grantor</u> <u>Number</u>	<u>Pass-Through</u> <u>Agency</u> <u>Number</u>	<u>Total</u> <u>Expenditures</u>
<u>U.S. Department of Education:</u>				
<u>Student Financial Assistance Program Cluster -</u>				
Pell Grant	84.063	P063P223575	N/A	\$ 112,911
Federal Direct Student Loans	84.268	P268K243575	N/A	95,509
Total Student Financial Assistance Program Cluster				\$ 208,420
<u>Passed Through NYS Education Department -</u>				
Migrant Education - Basic State Formula Grant	84.011	N/A	0035-24-0027	724,544
Migrant Education - Basic State Formula Grant	84.011	N/A	0035-23-0027	217,805
Perkins IV / CTEIA - Basic Grant	84.048	N/A	8000-24-0021	322,849
WIOA Title 2	84.002	N/A	2338-24-4409	150,000
WIOA Title 2	84.002	N/A	2338-24-4407	125,000
WIOA Title 2	84.002	N/A	2338-24-4410	150,000
Total U.S. Department of Education				\$ 1,898,618
<u>Federal Communications Commission:</u>				
ARP - Emergency Connectivity Funds	32.009	ECF202111453	N/A	\$ 6,013
Total Federal Communications Commission				\$ 6,013
<u>U.S. Department of Agriculture - Food and Nutrition Services:</u>				
<u>Passed through NYS Office of Temporary and Disability Insurance -</u>				
State Administrative Matching Grants for the Supplemental Nutrition Assistance Program	10.561	N/A	C00912GG	\$ 34,762
Total U.S. Department of Agriculture - Food and Nutrition Services				\$ 34,762
TOTAL EXPENDITURES OF FEDERAL AWARDS				\$ 1,939,393



BUSINESS
ADVISORS
AND CPAS

**Report on Internal Control Over Financial Reporting
and on Compliance and Other Matters Based on an Audit
of Financial Statements Performed in Accordance With
*Government Auditing Standards***

Independent Auditors' Report

To the Board Members
Oswego County
Board of Cooperative Educational Services

We have audited, in accordance with auditing standards generally accepted in the United States of America and the standards applicable to financial audits contained in *Government Auditing Standards* issued by the Comptroller General of the United States, the financial statements of the governmental activities, each major fund, and the aggregate remaining fund information of the Oswego County Board of Cooperative Educational Services, New York as of and for the year ended June 30, 2024, and the related notes to the financial statements, which collectively comprise BOCES' basic financial statements, and have issued our report thereon dated October 4, 2024.

Report on Internal Control over Financial Reporting

In planning and performing our audit of the financial statements, we considered BOCES' internal control over financial reporting (internal control) as a basis for designing procedures that are appropriate in the circumstances for the purpose of expressing our opinions on the financial statements, but not for the purpose of expressing an opinion on the effectiveness of BOCES' internal control. Accordingly, we do not express an opinion on the effectiveness of BOCES' internal control.

A *deficiency in internal control* exists when the design or operation of a control does not allow management or employees in the normal course of performing their assigned functions, to prevent, or detect and correct misstatements on a timely basis. A *material weakness* is a deficiency, or a combination of deficiencies, in internal control, such that there is a reasonable possibility that a material misstatement of the entity's financial statements will not be prevented, or detected and corrected on a timely basis. A *significant deficiency* is a deficiency, or a combination of deficiencies, in internal control that is less severe than a material weakness, yet important enough to merit attention by those charged with governance.

Our consideration of internal control was for the limited purpose described in the first paragraph of this section and was not designed to identify all deficiencies in internal control that might be material weaknesses or significant deficiencies. Given these limitations, during our audit we did not identify any deficiencies in internal control that we consider to be material weaknesses. However, material weaknesses or significant deficiencies may exist that have not been identified.

Report on Compliance and Other Matters

As part of obtaining reasonable assurance about whether Oswego County Board of Cooperative Educational Services, New York's financial statements are free from material misstatement, we performed tests of its compliance with certain provisions of laws, regulations, contracts, and grant agreements, noncompliance with which could have a direct and material effect on the financial statements. However, providing an opinion on compliance with those provisions was not an objective of our audit and, accordingly, we do not express such an opinion. The results of our tests disclosed no instances of noncompliance or other matters that are required to be reported under *Government Auditing Standards*.

Purpose of this Report

The purpose of this report is solely to describe the scope of our testing of internal control and compliance and the results of that testing, and not to provide an opinion on the effectiveness of the BOCES' internal control or on compliance. This report is an integral part of an audit performed in accordance with *Government Auditing Standards* in considering the BOCES' internal control and compliance. Accordingly, this communication is not suitable for any other purpose.

Mengel, Metzger, Baw & Co. LLP

Rochester, New York
October 4, 2024